

# 2018 BMIFC Annual Report



Photo was taken in October of 1935. It is looking North from Bennet. The original photograph was by Arnst. Osborne Fire Lookout Panoramas is funded by The Nature Conservancy and The Oregon Department of Forestry.

## Inside this issue:

BLUE MOUNTAIN INTERAGENCY FIRE CENTER	2
AVIATION	3
WASHINGTON DNR	4
BUREAU OF INDIAN AFFAIRS	4
OREGON DEPARTMENT OF FORESTRY	5
UMATILLA NF	6
WALLOWA-WHITMAN NF	7
IHC	8

**BLUE MOUNTAIN INTERAGENCY FIRE CENTER**  
UMATILLA NATIONAL FOREST  
WALLOWA-WHITMAN NATIONAL FOREST  
UMATILLA BUREAU OF INDIAN AFFAIRS  
OREGON DEPARTMENT OF FORESTRY  
SOUTHEAST REGION WASHINGTON DNR



# 2018 BMIFC Annual Report

## Blue Mountain Interagency Dispatch Center

“Our Mission is Your Safety”

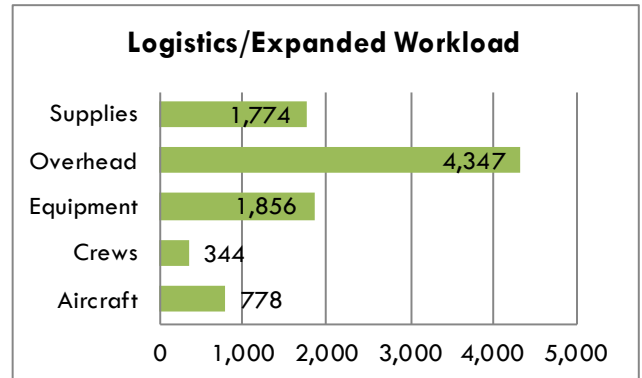
BMIDC’s footprint received several lightning storms throughout the summer, which kept the fire fighters on the ground and in the air busy throughout the season. While many fires had potential there were many great “catches” that led to fewer team deployments and extended attacks on the footprint.

Great coordination occurred between multiple agencies throughout the summer. The resources under BMIDC’s footprint were able to support AZ, NV, NM, CA, MT, WA, FL and Southern Oregon with much needed help with devastating large fires.

We are appreciative of the support from the BMIDC Ops group, Board of Directors, Line Officers and the radio group. Thank you for being there when we needed your support.

We are looking forward to providing our customers excellent service in 2018 with your safety being our mission.

Initial Attack	
Wildfire Incidents	177
Search & Rescue	7
Medical Aid	13
Law Enforcement	17
Prescribed Fire	45
Smoke Chases	102
Admin Tracking	
*groups signed out	3518
*5/1-10/31	
Night Shifts	18



### Logistics

**ROSS Incidents Created:** 196 (Supported 246 non local incidents)

**Union IHC:** 17 Assignments

**La Grande IHC:** 13 Assignments

**Type II IA Crews:** WWF - 5/ UMF - 3/UMF Vet Crew - 4

**NEO Taskforce:** 2 Assignments (San Juan NF and Umpqua NF)

**NEO Type 3 Team:** Eli Creek

**NW Team 9:** Timber Crater 6, Horns Mountain, Hurricane Florence Support, FEMA R4 Hurricane Michael.

## La Grande Fire Cache

The 2018 season at the La Grande Fire Cache got its kick start in May. Annual kit updates and preparation to support Fire School and Rappel Academy were the primary focus of the crew.

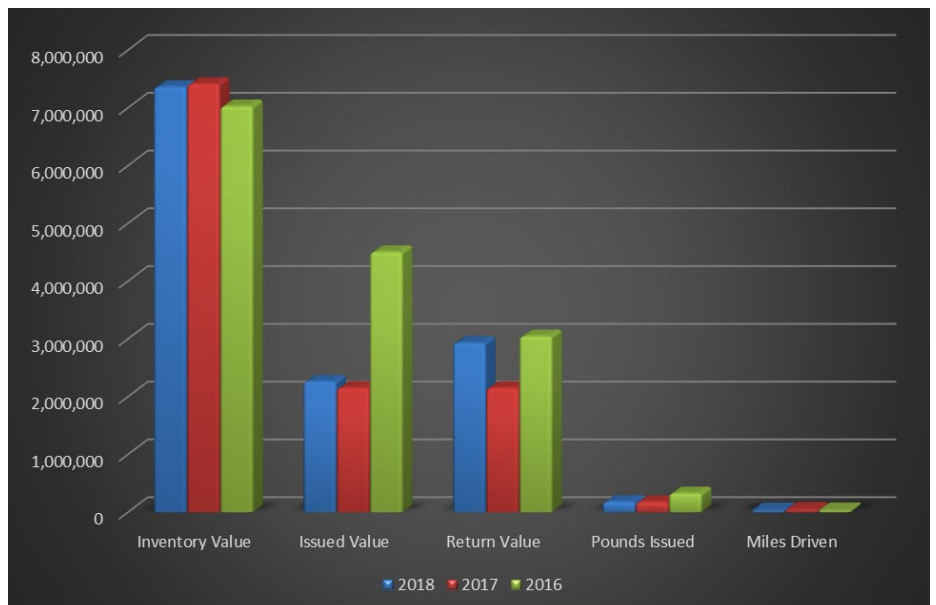
The La Grande Fire Cache employed a total of 12 Administratively Determined (AD) employees, to increase our workforce, which also helps boost the local economy; this year AD salaries paid in support of the La Grande Fire Cache totaled approximately \$173,733. We also hosted 1 additional detailer, Retired Cache Manager; Doug Benton from the Ochoco National Forest.

During the 2018 season the cache provided \$4,101,919 in support nationally to other caches by shipping and delivering supplies in support of the Fires in Missoula, MT and Redding, CA as well as support to the both the Redmond and Wenatchee Fire Caches. The Cache also provided local support to 2 Type II, and 1 Type III incidents in support of the Oregon Department of Forestry. In addition, resource requests for small initial attack incidents kept the crew busy.

Cache personnel also assisted with the Region 6 Rappel Academy, Fire School 2018 as well as local unit needs for the Oregon Department of Forestry, local BIA and BLM units. The cache also played a pivotal role in refurbishment support for both Regional and National Caches by refurbishing and returning \$1,190,768 worth of equipment back into inventories

Utilization of an exclusive use Trucking Service Contract with local trucking companies provides for the direct delivery of logistical support items in support of ongoing incidents for large shipments of supplies and equipment, as well putting money into the local community. Estimated cost for trucking support this year was \$83,629.

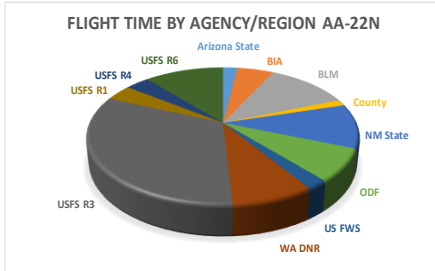
Our overall inventory value for 2018 totaled \$7,361,350. The dollar amount issued out to fires for the 2018 fire season was \$2,150,702. Total dollar amount returned from incidents was \$2,928,975. Total miles driven this year in support of incidents, accident free, was 36,286.



# 2018 BMIFC Annual Report

## Aviation

### La Grande Exclusive Use ATGS

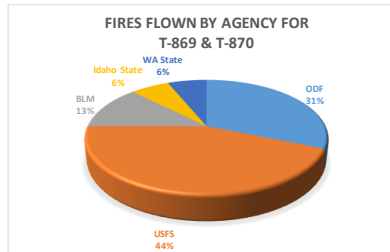


La Grande Air Attack had an active season supporting R6, R3, BMIDC's footprint and neighbors. Larry Aragon in his

**Total Hours Flown: 219/ Total Mission Legs: 78**

12th year successfully led Jason Kolb, Michael King, Woody Wright and Joe Cochran on air attack training assignments. 22N supervised 400 flight hours of helicopters and 628 flight hours of retardant planes.

Flight Stats	T-896	T-870	Totals
Flight Time	85.17	79.65	164.82
Total Number of Flights	97	88	185
Total Gallons of Retardant	66,362	57,912	124,274



**16 Total Flights**

### ODF Aircraft

**Detection Plane N60018**  
018 flew 13 NEO ODF flights and 12 Forest Service flights under BMIDC's footprint for a total of 82.9 hours of flight hours.

**T2 Limited Helicopter N703NP**  
3NP started on July 13th and end the season on September 28th. The helicopter supported 18 incidents for 135.3 hours of flight time. Significant fires in 2018 were Wilson Prairie, Linton Mountain and Cabbage. 68% of flight time was spent on ODF ground.

### La Grande Air Tanker Base

The La Grande Air Tanker Base opened for fire support on June 14th. The first two loads left the base on July 14th to the Currey Canyon Fire on BLM ground. The heaviest activity occurred on August 17th with 31 loads for 33,367 gallons of retardant. The last loads for the season came on September 20th, with T860 and T810 supporting the Cabbage Fire. 116 missions were flown from La Grande Air

Agency	Gallons
FS-R6	23,192
FS-Other	59,447
BLM	2,852
ODF	46,162
DNR	16,591
BIA	2,855
<b>Total</b>	<b>151,099</b>

Tanker Base. The base supported 22 fires with 78 SEAT and 38 large air tanker retardant loads. The final cost to these incidents was \$333,929. The Tanker Base pumped a total of 151,099 gallons of retardant in 2018. This is a force-account base so there are no retardant contract costs. This is the 26th season without an accident or incident with Large Air Tankers, SEATs or Lead Planes.

Cost to Incident	
Retardant Cost	\$333,928.76
Flight Time Cost	\$712,735.50
Landing Fees	\$5,752.50
<b>Total Cost</b>	<b>\$1,052,416.76</b>

### Type 1 Helicopter

In May, 7CH (The National Type 1 Exclusive -Use helicopter hosted by the WWF) managed by the La Grande Air Base personnel came on contract. 7CH spent the first part of the season in Arizona, New Mexico and Utah. Throughout the season 7CH supported large fires in Nevada, Oregon and finally ending their season in California.



### Grande Ronde Rappel Base

**N404HA** (Bell 205 A1++) was on a 120-day contract in 2018. The crew started the season off in June with an assignment to Wenatchee, WA under GACC Support. The helicopter and crew spent the rest of June and July supporting incidents in Washington. In August and September, 4HA remained close to home and supported BMIDC's footprint and neighbors.

Statistics	4HA	3HT
Flight Time on Home Unit:	10.7	23.8
Flight Time off Forest:	139.7	141.4
Initial Attack Flight Time:	131.2	69.6
Extended Attack Flight Time:	39.9	106.3
Project/Training Flight Time:	32.3	42.5
Non-Federal Flight Time:	37.3	41.9
Total Flight Time:	193.4	218.4
Rappel Fires:	15	10
Helitack Fires:	11	7
Number of Operational Rappels:	58	37
Gallons of Water Delivered:	215,736	306,385

**N223HT** (Bell 205 A1++) was on a 120 day contract , with 19 days of extension for the 2018 Fire Season. 3HT headed to New Mexico in June with support for the rest of the month. July and August were spent at home supporting BMIDC's footprint. Towards the end of August, 3HT supported large fires in Southern Oregon and Washington. They finished the season in WY and NV.

# 2018 BMIFC Annual Report

## Washington Department of Natural Resources



### Southeast Region - Washington DNR Snake River Unit

Incidents	Ignition Date	Acres	Cause
Wooton Brush Piles	4/27/2018	.1	Human
Tucannon	5/2/2018	5	Human
Maloney Slash	5/26/2018	.1	Human
Lewis Peak	7/1/2018	.1	Human
Warner Gulch	7/28/2018	470	Human
Hanson	8/20/2018	.12	Lightning
Little Grouse	8/20/2018	.3	Lightning
East Mountain	10/15/2018	2.7	Human

2018 Fires	Number of Fires	Acres Burned
Lightning	2	.42
Human	6	478
<b>Totals</b>	<b>8</b>	<b>478.42</b>

## Umatilla Bureau of Indian Affairs



### Confederated Tribes of the Umatilla Indian Reservation - BIA

Incident	Ignition Date	Acres	Cause
Memory Lane	3/30/2018	.3	Human
Wetlands Park	6/3/2018	.1	Human
Kirkpatrick Road	6/11/2018	6.71	Human
Kash Kash	7/6/2018	2	Human
TF Support	7/15/2018	.25	Human
Construction Fire	7/17/2018	2	Human
Spring Hollow	7/20/2018	3	Human
Panbrum	7/25/2018	.3	Human
Redford Lane	8/10/2018	8	Human
Lloyd Road	9/4/2018	5.8	Human

2018 Fires	Number of Fires	Acres Burned
Lightning	0	0
Human	10	28.46
<b>Totals</b>	<b>10</b>	<b>28.46</b>

RX Units	Acres
Cabbage Hill Piles	24
Wanaket RX	2
Nicely Cabin RX	26

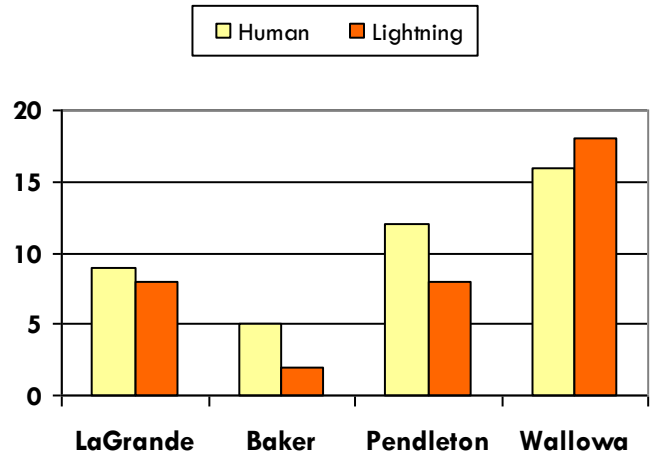
# 2018 BMIFC Annual Report



## Oregon Department of Forestry

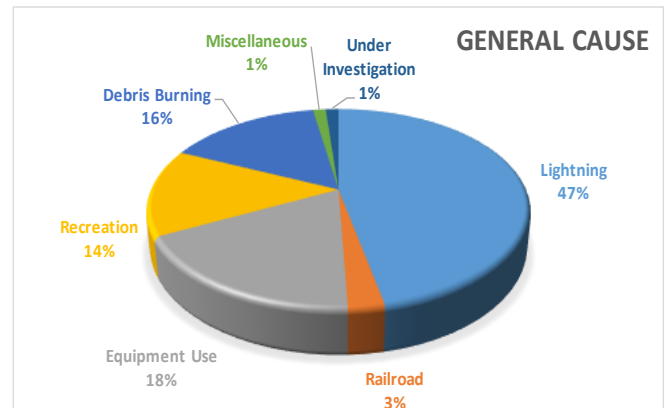
- 2018 was slightly above average on the number of stat fires and below average on acreage burnt for the season.
- 89% of all fires were caught at 10 acres or less.
- H-3NP supported 18 incidents, 69% of the incidents were on ODF ground.
- N60018 Recon Plane had 82.9 hours of flight time.
- T-869 and T-870 dropped 124,274 gallons of retardant on 16 incidents. Both SEATs flew for a total of 164.82 hours of flight time.

Fires by Cause



Significant or Large Incidents

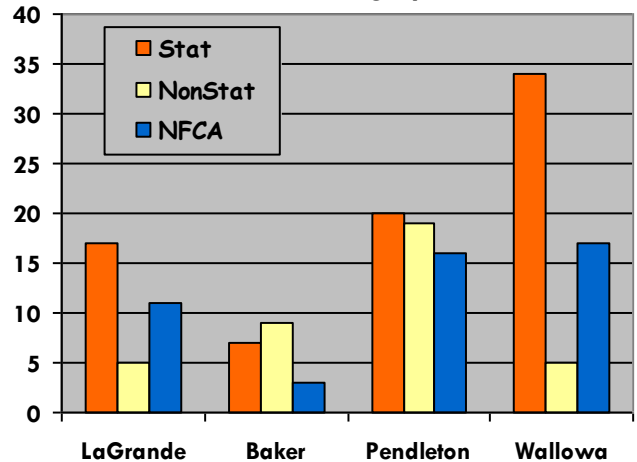
Fire	Ignition Date	Acres	Cause
Little Rail	8/10	1024	Lightning
Eli Creek	8/16	25	Lightning
Beaver Creek	8/20	75	Lightning
Calamity	8/20	80	Lightning
Kimmel	8/21	30	Lightning
Cabbage	9/20	129	Human



Ten Year Average

Year	# Of Fires	Acreage
2018	78	1,466
2017	59	636
2016	44	873
2015	85	53,780
2014	106	1,038
2013	106	315
2012	46	4,076
2011	65	909
2010	67	145
2009	79	672
<b>Average</b>	<b>74</b>	<b>6,391</b>

Category



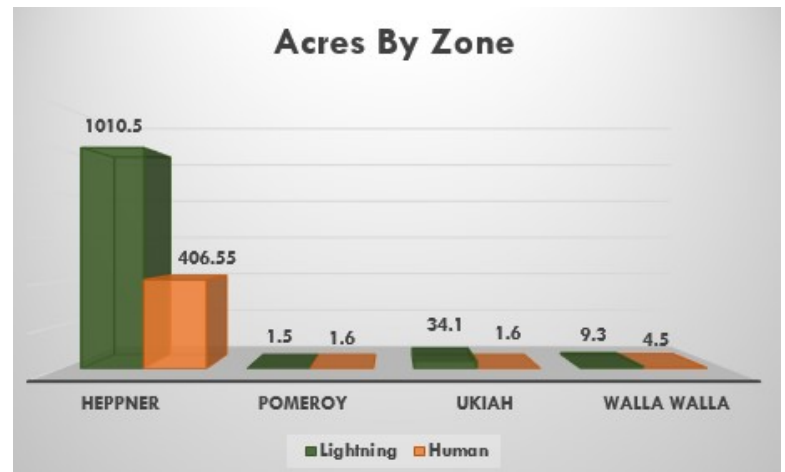
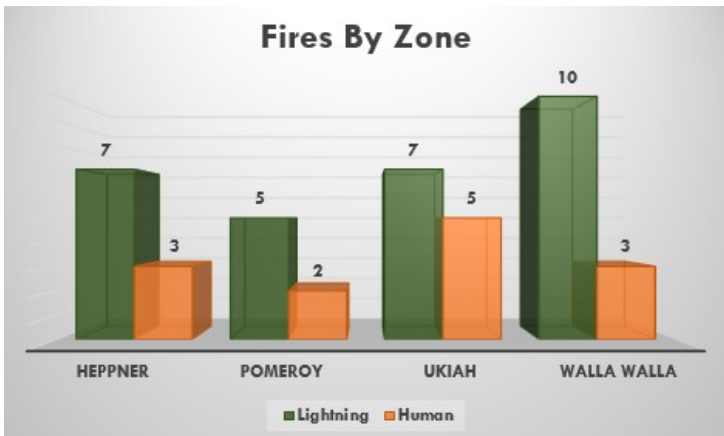
## Umatilla National Forest

Unit	Fires	Acres
Heppner	10	1,417.05
Pomeroy	7	3.1
Ukiah	12	35.7
Walla Walla	13	13.8
<b>TOTAL</b>	<b>42</b>	<b>1,469.65</b>

The forest assembled 3 Type II IA crews.  
**UMF#1 - Central Oregon Incidents**  
**UMF#2 - Cougar Creek**  
**UMF#3 - Crescent Mountain**  
 Umatilla Vet Crew (Fuels/Type II IA)  
**Wilson Prairie**  
**South Umpqua Complex**  
**Terwilliger**  
**Wilkins**

Fuels Program	
Hazardous Fuels Reduction	Acres
RX Fire	617
Pile Burning	1,548
Fire for Resource Benefit	0
Timber Slash Disposal (BDBD)	Acres
Landing Piles	98

Significant or large incidents  
**Wilson Prairie (7/23)**  
**Harrison (8/20)**  
**Copper Canyon (8/20)**  
**Gilman (8/20)**



Year	Number of Lightning Starts	Lightning Acres	Number of Human Starts	Human Acres	Total Number of Starts	Total Number Of Acres
2009	51	14,024	12	10	63	14,034
2010	32	19	12	8	44	27
2011	61	114	8	73	69	187
2012	36	8	11	8	47	16
2013	94	1,429	10	13	104	1,442
2014	75	7,231	7	1	82	7,232
2015	83	71,623	16	2,265	99	73,888
2016	12	205	10	48	22	253
2017	49	134	16	185	65	319
2018	29	1,056	13	414	42	1,470
<b>10 yr. avg.</b>	<b>52</b>	<b>9,584</b>	<b>12</b>	<b>303</b>	<b>64</b>	<b>9,887</b>

# 2018 BMIFC Annual Report

## Wallowa-Whitman National Forest

### The Forest assembled 5 Type II IA Crews:

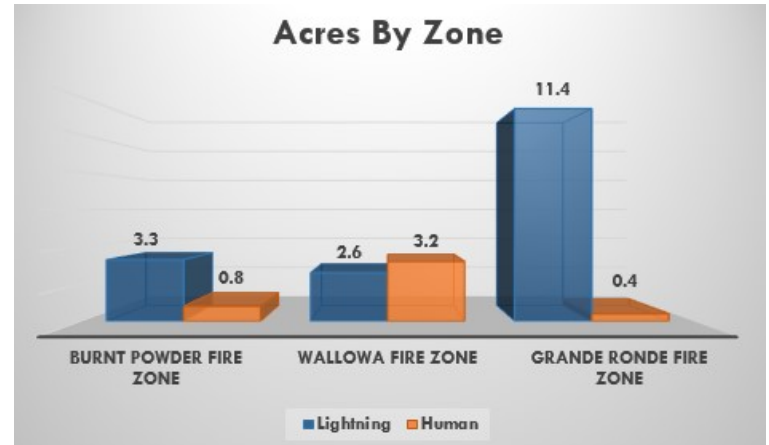
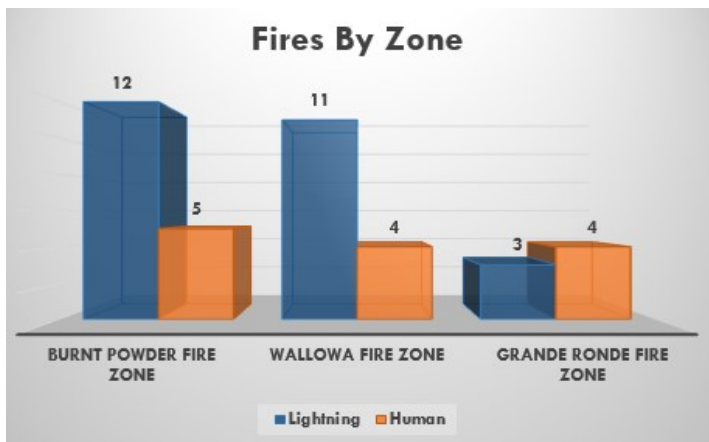
- WWF#1 - Rogue River-Siskiyou Misc. ABC & Severity
- WWF#2 - Natchez
- WWF#3 - Boyds
- WWF#4 - Terwilliger
- WWF#5 - GBCC Support & Pole Creek

- La Grande IHC - 13 Assignments
- Union IHC - 17 Assignments

**Significant or large incidents:**  
Castle Ridge (8/21)

Unit	Fires	Acres
Burnt Powder Fire Zone	17	4.1
Wallowa Fire Zone	15	5.8
Grande Ronde Fire Zone	7	11.8
<b>TOTAL</b>	<b>39</b>	<b>21.7</b>


Fuels Program	
Hazardous Fuels Reduction	Acres
RX Fire	3,504
Pile Burning	2,002
Fire for Resource Benefit	2,828
Timber Slash Disposal (BDBD)	Acres
Landing Piles	2,657
Jackpot RX	532



Year	Number of Lightning Starts	Lightning Acres	Number of Human Starts	Human Acres	Total Number of Starts	Total Number Of Acres
2009	53	3,743	32	16	85	3,759
2010	92	257	19	4	111	261
2011	61	836	20	8397	81	9233
2012	42	70,678	40	60	82	70,738
2013	124	860	16	69	140	929
2014	99	55,575	15	339	114	55,914
2015	63	42,687	23	7,561	86	50,248
2016	33	30	29	28,584	62	28,614
2017	91	4,317	20	182	111	4,498
2018	26	17	13	5	39	22
<b>10 yr. avg.</b>	<b>68</b>	<b>17,900</b>	<b>23</b>	<b>4,522</b>	<b>91</b>	<b>22,422</b>

# 2018 BMIFC Annual Report


## Interagency Hotshot Crews



# LA GRANDE HOTSHOTS



La Grande Hotshots started the season supporting the Deschutes NF with a prescribe burn, then headed to New Mexico and Arizona in R3. The months of June and July were spent in Colorado and Utah. In August the crew supported large fires in R6. September was spent in Utah to end their season.



Total days crew was assembled	168
Start Date	4/15/18
End Date	9/29/18
Total number of days assigned to incidents (Includes travel)	126
How many days were in official travel status	22
How many 14 day tours were completed during total number of days assigned	7
Number of days on project work while assigned (list specific type: e.g.. Trails, fuels etc.)	7
Total number of days off	14
Days off in pay status	8
Days off in non- pay status	6
Number of days in training	8



# Union Hotshots



Union IHC headed to R3 in April and supported incidents in Arizona and New Mexico. The crew headed back down to R3 in June. By July Union was in Colorado supporting large fires. Towards the end of July and most of August the crew stayed in R6 supporting large fires. The crew ended their season in Utah.



Total days crew was assembled	168
Start Date	4/16/18
End Date	10/2/18
Total number of days assigned to incidents (Includes travel)	123
How many days were in official travel status	20
How many 14 day tours were completed during total number of days assigned	7
Number of days on project work while assigned (list specific type: e.g.. Trails, fuels etc.)	0
Total number of days off	21
Days off in pay status	12
Days off in non- pay status	9
Number of days in training	8