

2022 BMIFC Annual Report

Photograph by Todd Pease

Inside this issue:

BLUE MOUNTAIN INTERAGENCY FIRE CENTER	2
AVIATION — FIXED WING	3
AVIATION — ROTOR WING	4
WASHINGTON DNR	5
BUREAU OF INDIAN AFFAIRS	5
OREGON DEPARTMENT OF FORESTRY	6
UMATILLA NF	7
WALLOWA-WHITMAN NF	8
IHC	9
EAGLE CAP WILDLAND FIRE MODULE	10

BLUE MOUNTAIN INTERAGENCY FIRE CENTER

UMATILLA NATIONAL FOREST
WALLOWA-WHITMAN NATIONAL FOREST
UMATILLA BUREAU OF INDIAN AFFAIRS
OREGON DEPARTMENT OF FORESTRY
SOUTHEAST REGION WASHINGTON DNR



2022 BMIFC Annual Report

Blue Mountain Interagency Dispatch Center

"Our Mission Is Your Safety"

The 2022 season for Blue Mountain Interagency Dispatch Center (BMIDC) arrived in the form of abundant out-of-GACC support in the spring shoulder season. Our footprint steadily supported Eastern Area RX operations, then shifted to suppression assistance in the Southwest in early April through May.

While the BMIDC footprint experienced a short burst of activity in late July into early August, we remained atypically slow for August, with persistent hot and dry conditions. A slow August morphed into an uncommonly late start with the ignitions of the Double Creek, Sturgill, and Nebo fires at the end of the month. With a strong interagency effort, these fires were managed by two different T1 Teams and partners throughout September.

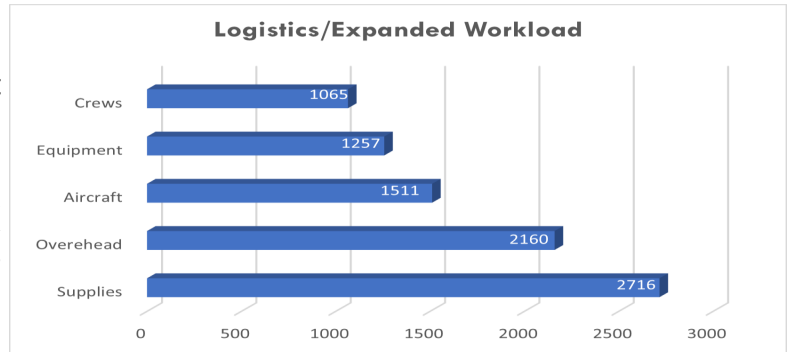
The NEO T3 Team both ramped up and ramped down with the Double Creek incident beginning Aug. 31st, and handing it back to the Wallowa Fire Zone Oct. 15.

While focused on support to the field and care for our employees, BMIDC ran expanded with both in person and virtual positions. We've continued to see success with this strategy and retention of quality expanded staff.

Fire season officially ended October 25th with abnormal warm weather through the end of the month. Activity dropped off significantly after this, lending to a quiet fall shoulder season.

Special thanks to the BMIDC Ops group, Board of Directors, Line Officers and the Radio Group for your unwavering support.

As always, we continue to strive for exemplary service to all



Initial Attack	
Wildfire Incidents	222
Search & Rescue	7
Medical Aid	11
Law Enforcement	15
Prescribed Fire	87
Smoke Chases	238
Admin Tracking	
*groups signed out	3,647
*5/1-10/31	
Night Shifts	90

Logistics

IROC Incidents Created: 297
(Supported 232 non local incidents)

Union IHC: 10 Assignments

La Grande IHC: 9 Assignments

Eagle Cap WFM: 5 Assignments

Type II IA Crews: WWF - 3, UMF - 2
UMF Vet Crew - 14

NEO Type 3 Team: 2 Assignments
Double Creek OR-WWF (twice)

NW Team 9: 4 Assignments 2022 AICC Support—AFS (AK-ACC), Lime Complex (AK-SWS), Windigo (OR-UPF), and Cedar Creek (OR-WIF).

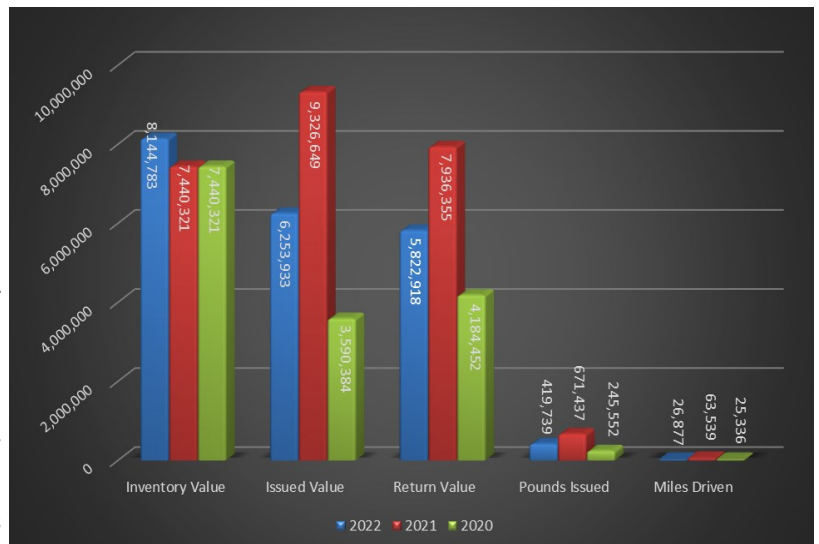
La Grande Fire Interagency Support Cache

The 2022 season at the La Grande Fire Cache got its kick start in May. Annual kit updates and routine preparation for the 2022 season were the primary focus of the crew.

This year we welcomed two new 1039 employees to the cache, John Schiller and Robert (Bobby) Askins. The La Grande Fire Cache employed a total of 13 Administratively Determined (AD) employees, to increase our workforce. AD salaries paid in support of the La Grande Fire Cache totaled approximately \$106,851, helping boost the local economy. With the busy season in the Pacific Northwest this year we hosted 6 detailers from the Rocky Mountain (Lakewood, CO) and Silver City Fire (Hurley, NM) Caches. The La Grande Fire Cache was also able to provide support to other National Caches by sending a total of 6 detailers out on fire assignment to the following National Caches, located in Fairbanks, AK, Silver City, NM, Wenatchee, WA, Redmond, OR and Ontario, CA.

During the 2022 season the La Grande Cache provided \$21,628,716 in support to both Regional and National Caches by shipping and delivering supplies items in support of ongoing incidents. The Cache also provided local support to 1-Type I, 1-Type II, and 4-Type III incidents on the Wallowa-Whitman NF, Umatilla NF, Malheur NF, as well as to the Oregon Department of Forestry. In addition, resource requests for small initial attack incidents kept the crew busy. Cache personnel also assisted with the Region 6 Rappel Academy as well local unit needs for the Oregon Department of Forestry, Washington DNR, local BIA and BLM units.

Our overall inventory value for 2022 totaled \$8,144,783. The dollar amount issued directly out to incident support for the 2022 fire season was \$6,253,993. Total dollar amount returned from incidents was \$5,822,918. Total miles driven this year in support of incidents, accident free, was 26,877.



2022 BMIFC Annual Report

Aviation - Fixed Wing

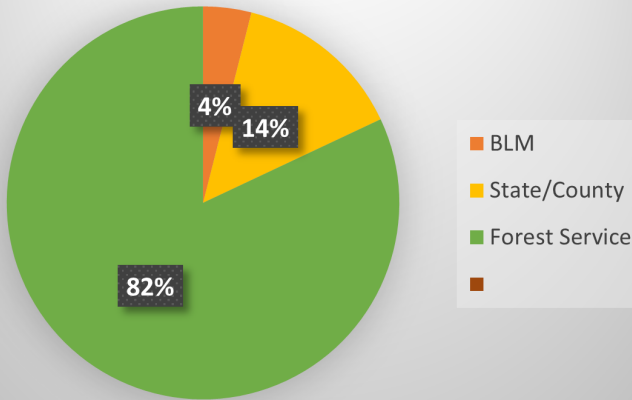


La Grande Exclusive Use ATGS

Air Attack N78NA

La Grande Air Attack AA616 (8NA) began the season stationed in R3 from April 08, 2022 to May 30, 2022. From 05/31/2022 to 07/03/2022 AA616 was stationed in Region 8. On July 4th the platform moved back to R6. 8NA finished up the fire season September 30, 2022. 8NA flew 416 hours, and had 3 AA trainees for 28 days of training.

Flight Time by Ownership



Total Hours Flown: 416

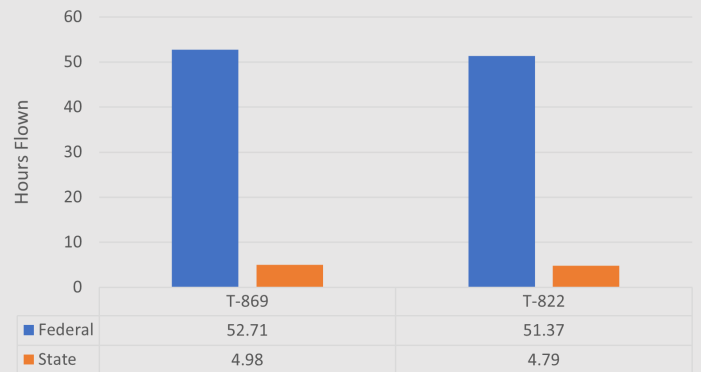
ODF Aircraft

Detection Plane N60018

018 had a good season with a total of 119.24 flight hours on the BMIDC footprint. Flight hours break down to 24 hours for FS, and 95.24 for ODF

Flight Stats	T-822	T-869	Totals
Flight Time	56.16	57.69	113.85
Total Number of Fires	17	19	36
Total Gallons of Retardant	39,438	43,931	83,369

T-822/T-869 Flight Time By Agency



La Grande Air Tanker Base

Cost to Incident	
Retardant Cost	\$2,034,129.81
Flight Time Cost	\$1,859,891.10
Landing Fees	\$37,107.40
Total Cost	\$3,931,128.31

The La Grande Air Tanker Base provided retardant services and support personnel for safe, fast and efficient loading. ODF funded the SEATs and provided a SEMG. This is a very successful partnership for all agencies within the BMIDC footprint. The tanker base opened for fire support on June 1, 2022. The tanker base hosts two Oregon Department of Forestry (ODF) contract SEATs. T822 and T869 were hosted this year on a 75 day contract. On June 28, 2022 the first loads of the season left La Grande in support of suppression activities on Willow Creek fire in Washington. The busiest stretch for the tanker base was August 22 to September 2 with 359,909 gallons delivered to 10 fires. The single busiest day was August 31 with 90,410 gallons delivered to the Crocket's Knob and Double Creek Fire. Last load of the season was sent the Cedar Creek Fire in western OR on October 8. 324 missions were flown from the La Grande Tanker Base. 14 individual Large Airtankers and 7 individual SEAT's made us of the tanker base. The tanker base pumped 691,605 total gallons of retardant, costing incidents \$2,054,079 in 2022. The tanker base is a force account base so there are no retardant contract costs. This was La Grande Air Tanker Base's 31st season with out an accident or incident with Large Air Tankers.

2022 BMIFC Annual Report

Aviation – Rotor Wing

Type 1 Helicopters

T1 Limited Helicopters

This summer was different to previous summers in that there was not a Type 1 Helicopter hosted by the Wallowa Whitman N.F. The Grande Ronde Rappellers managed 3 different Type 1 Helicopters. N261CG was managed for 45 days, with 101.7 hours of flight time, delivering 219,000 gallons of water on fires in NE Oregon. Helitanker 718 was managed for 72 days with 141.1 flight hours, delivering 496,850 gallons of water in the Southwest Region, mostly on the Calf Canyon Fire. Helitanker 722 was managed for 72 days, with 132.9 flight hours, mostly in central OR and on the Cedar Creek Fire.



ODF Aircraft

T2 Limited Helicopter N703NP

3NP's season ran from July 12 - September 24, with a total of 47.4 hours flown in the 2022 season. This flight time occurred on 16 incidents. Totals for the season were 16.3 hours on ODF fires and 31.1 hours on federal incidents. 3NP delivered 312 buckets for the 2022 fire season. 137 buckets were delivered to the Nebo, Sturgill, and Goat Mountain 2 fires. These fires account for 14.5 hours of the 2022 season's flight time.



N404HA (Bell 205 A1++) was on a 120-day contract in 2022, extending for 23 days. 4HA and crew flew 181.2 total flight hours, of those, 79.9 flight hours were on the home forest of WWF. 4HA and crew supported 28 initial attack fires with either rappellers or helitack. 4HA also provided extended attack fire support on large fires in Alaska and Oregon, including the Double Creek Fire on the home unit.

Statistics	4HA	3HT
Flight Time on Home Unit:	79.9	104.1
Flight Time off Forest:	101.3	111.9
Initial Attack Flight Time:	79.2	105.5
Extended Attack Flight Time:	102	110.5
Project/Training Flight Time:	9.4	10.8
Non-Federal Flight Time:	9.7	19.1
Total Flight Time:	181.2	222.6
Rappel Fires:	14	17
Helitack Fires:	14	15
Number of Operational Rappels:	48	65
Gallons of Water Delivered:	42,816	33,833

N223HT (Bell 205 A1++) was on a 120-day contract in 2022, extending for 12 days. 3HT flew 222.6 hours, almost evenly divided between on and off home unit (104.1 hours on home unit, 111.9 hours off home unit) supporting initial and extended attack fires in Arizona, New Mexico, Idaho, Washington, and Oregon. 3HT provided initial attack on 32 fires with either rappellers or helitack.



2022 BMIFC Annual Report

Washington Department of Natural Resources

Southeast Region - Washington DNR

2022 Fires	Number of Fires	Acres Burned
Lightning	9	3.4
Human	10	175.1
Totals	19	178.5

Incidents	Ignition Date	Acres	Cause
Cloverland Grade	9/8/2022	119	Human
Charlie Night	7/28/2022	41.5	Human
Bosely Grade	8/18/2022	7.1	Human
Petty Gulch	8/15/2022	6.85	Human
Mountain View	8/24/2022	1.65	Lightning
Backroad	8/24/2022	1.00	Lightning

Umatilla Agency, Bureau of Indian Affairs

2022 Fires	Number of Fires	Acres Burned
Lightning	3	43.2
Human	15	684.9
Totals	18	728.1



Incident	Acres	Ignition Date	Cause
Highway 730	500	9/14/2022	H
Sumac	71	10/9/2022	H
188	58.3	9/11/2022	H
Hill	43	8/9/2022	L
Fisher Road	16	8/19/2022	H
Duff	11	10/6/2022	H
Horseshoe 2	.6	10/28/2022	H
Cedar Street	0.1	01/28/2022	H
Camper	.1	04/14/2022	H
Biscuit	0.10	7/5/2022	H
Davis Lane	0.10	7/27/2022	H
Gopher	0.10	7/31/2022	H

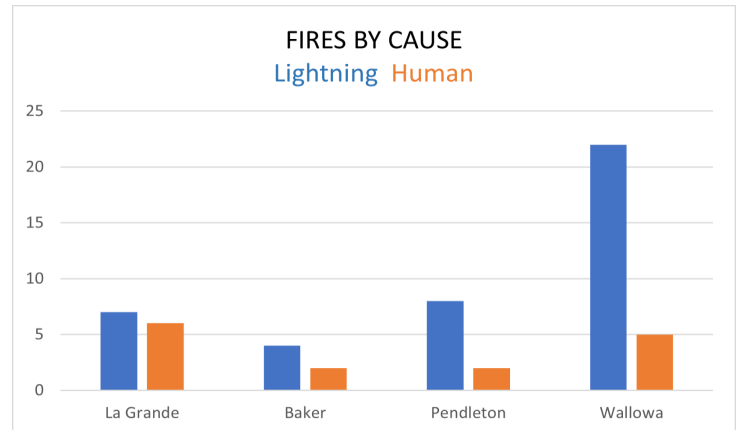
Incident	Acres	Ignition Date	Cause
Elderberry	0.10	8/4/2022	H
Milepost 231	0.10	8/19/2022	H
Salt Creek Ridge	0.10	8/24/2022	L
Casino	0.10	10/24/2022	H
Tias 5	0.10	12/29/2022	H
Mile Post 224	0.10	8/25/2022	H

2022 BMIFC Annual Report

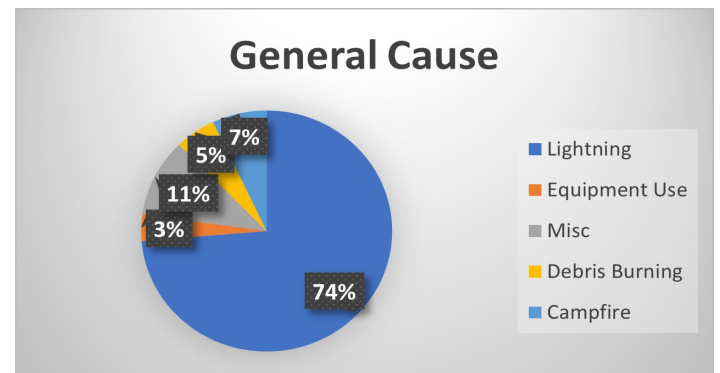


Oregon Department of Forestry

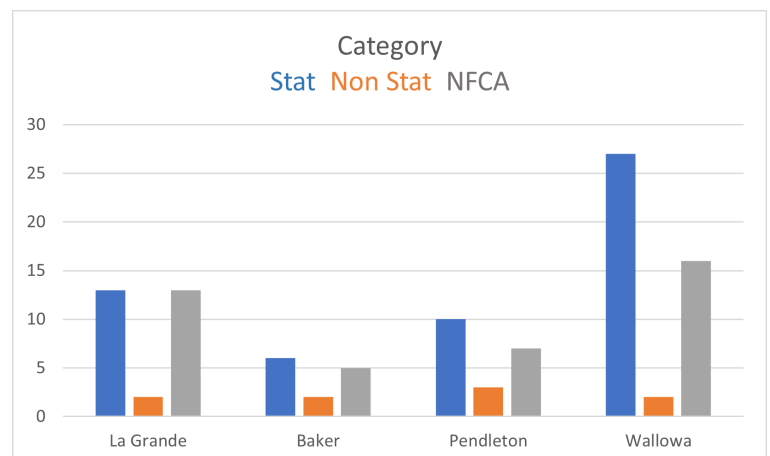
- 2022 was below for number of stat fires and above average on acreage burnt for the season.
- 93% of all fires were caught at 10 acres or less.
- H-3NP supported 16 incidents, 34% of 47.4 hours of flight time were on ODF ground.
- N60018 Recon Plane had 119.2 hours of flight time.
- T-822 and T-869 dropped 83,369 gallons of retardant. Both SEATs flew for a total of 113.8 hours of flight time.



Fire	Igni- tion Date	Acres	Cause
Saddle Hollow	8/10	200	H
Getting Road	8/24	100	L
Swamp Creek	8/24	79	L
TNC	8/24	40	L
Double Creek	8/30	10,728	L
West Campbell	10/6	28	H



Year	# Of Fires	Acreage
2022	56	11,190
2021	68	18,170
2020	76	337
2019	75	486
2018	78	1,466
2017	59	636
2016	44	874
2015	85	53,780
2014	106	1,038
2013	106	315
Average	75	8,829



Umatilla National Forest

Unit	Fires	Acres
Heppner	4	.4
Pomeroy	11	721.8
N.F. John Day	17	5.2
Walla Walla	23	41.5
TOTAL	55	768.8

SIGNIFICANT OR LARGE INCIDENTS:

More Onion	8/22
Rattlesnake Ridge	8/22
Slick Ear	9/14

THE FOREST ASSEMBLED 2 TYPE II IA CREWS

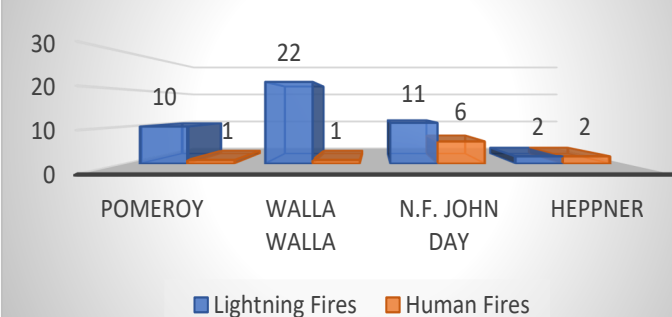
UMF#1 - Moose, ID-SCF-022105
UMF#2 - White River, WA-OWF-000319

UMATILLA VETERAN CREW/SUPPRESSION

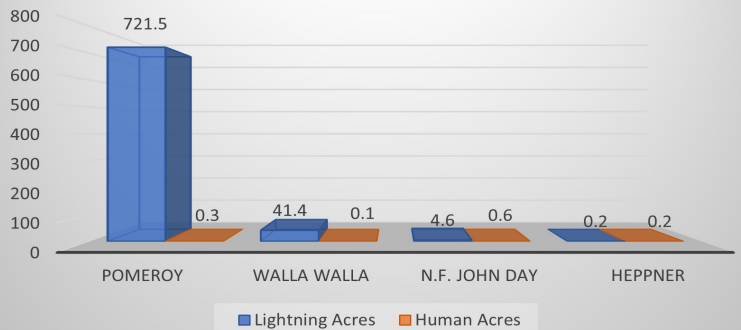
MODULE—AICC SUPPORT (AK-,ACC) SENTINAL (OR-WWF), HAAS (OR-WWF) RATTLESNAKE RIDGE (OR-UMF) NEBO (OR-WWF), DOUBLE CREEK (OR-WWF), TIGER CREEK RX, (OR-UMF)

Fuels Program	
Jackpot/Landscape	160
Pile Burning	144.5
Total	304.5

Fires By Zone



Acres By Zone



Year	Number of Lightning Starts	Lightning Acres	Number of Human Starts	Human Acres	Total Number of Starts	Total Number Of Acres
2012	36	8	11	8	47	16
2013	94	1,429	10	13	104	1,442
2014	75	7,231	7	1	82	7,232
2015	83	71,623	16	2,265	99	73,888
2016	12	205	10	48	22	253
2017	49	134	16	185	65	319
2018	29	1,056	13	414	42	1,470
2019	68	6190	17	164	85	6354
2020	79	1,039	7	39	75	1,078
2021	47	98,202	11	58	58	104,401
2022	45	766	10	1	55	767
10 yr. avg.	57	18,712	12	320	68	19,645

2022 BMIFC Annual Report

Wallowa-Whitman National Forest

Unit	Fires	Acres
Burnt Powder Fire Zone	21	3
Wallowa Fire Zone	36	197,933
Grande Ronde Fire Zone	14	8.2
TOTAL	71	199,801

THE FOREST ASSEMBLED 3 TYPE II IA CREWS:

WWF#1 - Fisher (ID-PAF)

WWF#2 - UPF ABC Misc (OR-UPF), Windigo, (OR-UPF)

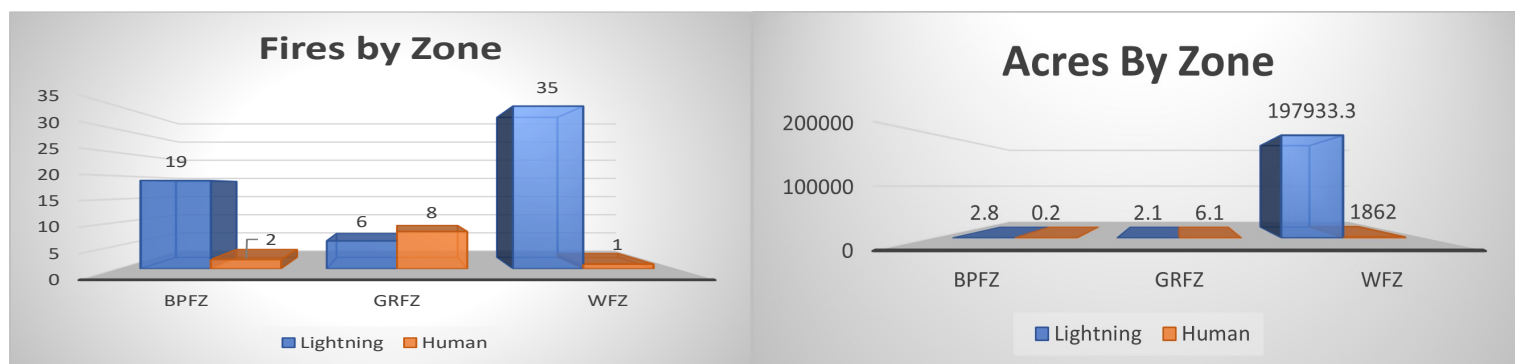
WWF#3 - WWF NF Misc ABC (OR-WWF), Jones Creek (OR-WWF)

LA GRANDE IHC - 9 ASSIGNMENTS

UNION IHC - 10 ASSIGNMENTS

EAGLE CAP WFM - 5 ASSIGNMENTS

Fuels Program	
Hazardous Fuels Reduction	Acres
RX Fire	
Pile Burning	952
Fire for Resource Benefit	
Timber Slash Disposal (BDBD)	Acres
Landing Piles	
Broadcast Burning	



Year	Number of Lightning Starts	Lightning Acres	Number of Human Starts	Human Acres	Total Number of Starts	Total Number Of Acres
2012	42	70,678	40	60	82	70,738
2013	124	860	16	69	140	929
2014	99	55,575	15	339	114	55,914
2015	63	42,687	23	7,561	86	50,248
2016	33	30	29	28,584	62	28,614
2017	91	4,317	20	182	111	4,498
2018	26	17	13	5	39	22
2019	67	5,706	26	27	93	5,733
2020	60	21	23	12	83	33
2021	44	1,780	25	83	69	1,863
2022	60	197,933	11	1868.3	71	199,802
10 yr. avg.	65	18,167	23	3,692	88	21,859

2022 BMIFC Annual Report

Interagency Hotshot Crews



LA GRANDE HOTSHOTS



La Grande IHC started the 2022 fire season in the southwest. With trips to Arizona and New Mexico in April and May. After slow start to June, the crew spent the second half of the month in AK, not to return home until July. The crew stayed in region the remainder of the season, including two rolls on the west side of the state, before finishing the season on forest on the Double Creek Fire.

Total days crew was assembled	167
Start Date	4/10
End Date	9/24
Total number of days assigned to incidents (Includes travel)	109
How many days were in official travel status	23
How many 14 day tours were completed during total number of days assigned	6
Number of days on project work while assigned (list specific type: e.g.. Trails, fuels etc.)	0
Total number of days off	31
Days off in pay status	15
Days off in non- pay status	16
Number of days in training	8



Union Hotshots




5/5/2022 Union IHC started the season with an assignment to the Cerra Pallado fire in NM. Our next fire assignment was to AK that turned into 21-day assignment. The next assignment was to the Clover Fire in MT. August was spent on the Cedar CRK fire near Oakridge OR. September started out on the Rum CR fire in southern OR and closed the season out back on the Cedar CR fire. The crew was laid off on 10/7/2022 for a total of 167 days together.

Total days crew was assembled	167
Start Date	4/25
End Date	10/8
Total number of days assigned to incidents (Includes travel)	106
How many days were in official travel status	16
How many 14 day tours were completed during total number of days assigned	6
Number of days on project work while assigned (list specific type: e.g.. Trails, fuels etc.)	0
Total number of days off	27
Days off in pay status	17
Days off in non- pay status	10
Number of days in training	16

2022 BMIFC Annual Report

Wildland Fire Module



Eagle Cap Wildland Fuel Module



The Wildland Fire Module started out the season supporting R9 prescribed fire operations, during which three modules of up to 6 firefighters were dispatched in March and April. Critical Training was completed with the core group and 1039's that were available May 20. The season started off in the Southwest Geographic Area on the Black Fire, then the module was dispatched to Alaska on the Bean Complex for a 21 day assignment. Fire assignments within the tri-forest area included the Sturgill, Double Creek and Slick Ear fires to finish off the 2022 season. Totals for the year include 5

Total days crew was assembled	180
Start Date	5/9
End Date	11/18
Total number of days assigned to incidents (Includes travel)	95
How many days were in official travel status	18
How many 14 day tours were completed during total number of days assigned	5
Number of days on project work while assigned (list specific type: e.g.. Trails, fuels etc.)	10
Total number of days off	35
Days off in pay status	11
Days off in non- pay status	24
Number of days in training	30