

2015 BMIFC Annual Report



Inside this issue:

BLUE MOUNTAIN INTERAGENCY FIRE CENTER	2
BMIDC	2
LA GRANDE AIR TANKER BASE	3
LA GRANDE FIRE CACHE	3
WASHINGTON DNR	4
BUREAU OF INDIAN AFFAIRS	4
OREGON DEPARTMENT OF FORESTRY	5
UMATILLA NF	6
WALLOWA-WHITMAN NF	7
AVIATION	8
IHC	9

Eagle Incident

UMATILLA NATIONAL FOREST
WALLOWA-WHITMAN NATIONAL FOREST
UMATILLA BUREAU OF INDIAN AFFAIRS
OREGON DEPARTMENT OF FORESTRY
SOUTHEAST REGION WASHINGTON DNR



2015 BMIFC Annual Report

Blue Mountain Interagency Fire Center

The 2015 Fire Season was extremely busy for all agencies within the Blue Mountain's footprint.

All areas of the Fire Center hit records this season. The La Grande Air Tanker Base pumped over 1 million gallons of retardant. The La Grande Fire Cache issued over 11 million dollars of inventory to incidents. Blue Mountain Dispatch experienced the heaviest workload in initial and extended attack since being created.

As the Center Manager, I want to say THANK YOU to all the dedicated personnel that we have had here for years as well as the new employees that spent this season with us. We had the opportunity to work with many experienced folks in both Expanded Dispatch and in our office, as they came to help fill much needed roles. This was a long and demanding fire season for all involved and it took a joint effort to

ensure everyone's safety.

There has been a lot of work accomplished these past few years by the Cohesive Wildfire Strategy group. One of the groups' goals is for all cooperating agencies to participate in making and implementing a safe, effective, and efficient response to wildfire. Over and over again the cooperation between the agencies paid huge dividends this past season. While we were challenged on all fronts we managed and suppressed fires across the footprint safely and effectively. Never before have we seen fire affect our local communities so aggressively. Thank you to all for the dedication to keep our communities safe.

This fire season also provided us the opportunity to continue building relationships with our fire managers, ground

forces and neighboring dispatch offices. Once again we owe a special Thank You to Grangeville, McCall and Vale for all the aviation support throughout the season!

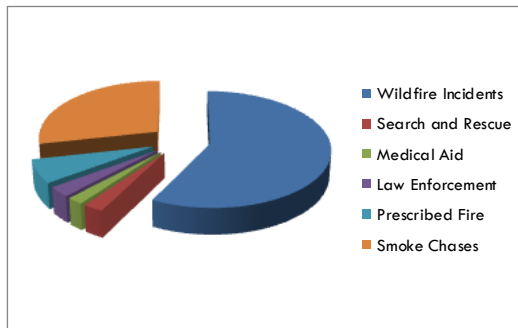
As the tracking of all personnel becomes a priority and technology provides us new ways of doing business BMIDC is committed to ensuring everyone makes it home. We are appreciative of the support from the BMIDC Ops group, Board of Directors, Line Officers and the radio group. Thank you for being there when we needed your support!

We are looking forward to providing our customers excellent service in 2016 with your safety being our mission.

Blue Mountain Interagency Dispatch Center

Initial Attack

- Wildfire Incidents: 298
- Search and Rescue: 14
- Medical Aid: 11
- Law Enforcement: 16
- Prescribed Fire: 37
- Smoke Chases: 159



Admin Tracking: **3864 groups signed out**
Night Shifts: **67 shifts**

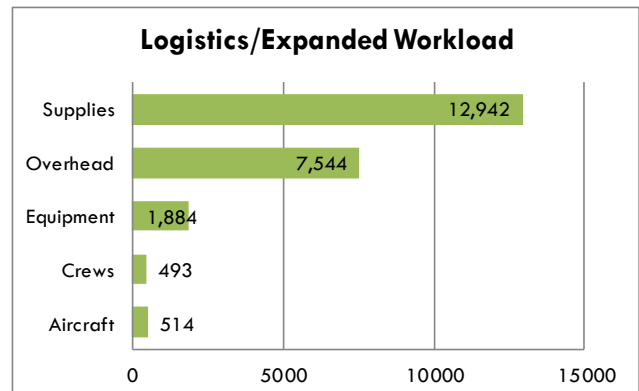
Logistics

- ROSS Incidents Created:** 274
- Union IHC:** 7 assignments
- La Grande IHC:** 8 assignments
- Type II IA Crews:** WWF - 5 and UMF - 4
- NEO Taskforce:** 1 assignment
- East Type 3 Team:** 4 assignments
- West Type 3 Team:** 1 assignment
- Oregon Team 4:** Stetson Creek, Cornet, Bendire Complex, National Creek Complex and Canyon Creek Complex
- LTAT (Ruby/Aney):** Buckskin and Paradise

Expanded

Incident	Date	Incident	Date
Blue Creek	7/20	Eldorado	8/14
Phillips Creek	8/1	Grizzly Bear Complex	8/14
Cornet	8/10	Turner Basin	8/16
Rye Ridge	8/12	Falls Creek	8/22
Windy Ridge	8/13	Dry Gulch	9/12

Logistics/Expanded Workload



2015 BMIFC Annual Report

La Grande Air Tanker Base

Cost to Incident	
Retardant Cost	\$2,425,379.70
Flight Time Cost	\$3,058,611.10
Landing Fees	\$46,525.50
Total Cost	\$5,530,516.30

Agency	Gallons
FS-R6	563,719
FS-Other	13,410
BLM	165,943
ODF	196,882
DNR	253,547
Other	7,182
Total	1,200,683

The base opened for fire support on June 10th. The first nine loads of retardant left on June 15th to support the Little Basin incident on the Wallowa Whitman. The heaviest activity occurred on August 3rd with 74 heavy air tanker and 40 SEAT loads delivering 98,135 gallons of retardant. The last load for the season came on September 14th, with T804 and T822 supporting the Dry Gulch incident. 753 missions were flown from La Grande Air Tanker Base. The base supported 68 fires with 355 SEAT and 398 large air tanker retardant loads. The final cost to these incidents was \$5,530,516. The Tanker Base pumped a total of 1,200,683 gallons of retardant in 2015 with T40 hauling the load that put the base over 1 million gallons pumped on August 20th. This is a force-account base so there are no retardant contract costs. This is the 23rd season without an accident or incident with Large Air Tankers, SEATs or Lead Planes.

This year's tanker base crew: Russell Hurst (Tanker Base Manager), Craig Droke (Assistant Tanker Base Manager), Gary Riedmiller (SEAT Manager), Carter Wells (Ramp Manager), Darci Drinkwater (Aircraft Timekeeper/Radio Operator), Chelsie Houcke (Aircraft Timekeeper/Radio Operator), Silas Turner (Loader/Parking Tender), Justin Bohanna (Detailer), and Savannah Schafer & Jake Comfort (Parking Tender/Loader).

We would like to thank Russ for his many years of dedication to the tanker base and flight crews. Going 23 years without an accident in a high risk environment is something we should all strive for.

La Grande Fire Cache

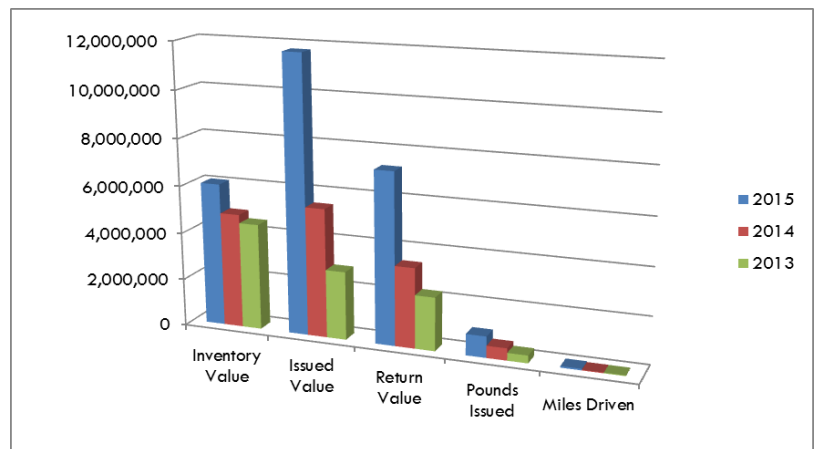
The 2015 season at the La Grande Fire Cache got its kick start in May. Annual kit updates and preparation to support Fire School were the primary focus of the crew. We welcomed our new 1039 hires, Material Handlers David Reilly and Mike Eckrich. The La Grande Fire Cache also employed a total of 13 Administratively Determined (AD) employees, to increase our workforce, which also helps boost the local economy; this year AD salaries paid in support of the La Grande Fire Cache totaled approximately \$157,827.

We also hosted 4 additional detailers: Retired Cache Managers Doug Benton from the Ochoco National Forest, Jim Trowbridge and Gabe Jasso from the Okanogan/Wenatchee National Forest and Supply Technician Nancy Garcia from the Sam Houston National Forest.

The La Grande Interagency Support Cache provided support to 2 Type I, 6 Type II, and 5 Type III incidents on the Wallowa Whitman, Umatilla, and Malheur National Forests, as well as the Oregon Department of Forestry and Washington DNR. In addition, resource requests for small initial attack incidents kept the crew busy. Cache personnel also assisted with the Region 6 Rappel Academy, Fire School 2015, as well Oregon Department of Forestry, local BIA and BLM unit needs.

Utilization of an exclusive use Trucking Service Contract with local trucking companies provided for the direct delivery of logistical support items for ongoing incidents with large shipments of supplies and equipment, as well putting money into the local community. Estimated cost for trucking support this year was \$132,696.

Our overall inventory value for 2015 totaled \$6,064,429. The dollar amount issued out to fires for the 2015 fire season was \$11,725,085, and the total dollar amount returned from incidents was \$7,257,456. Total miles driven this year in support of incidents, accident free, was 65,000.



2015 BMIFC Annual Report

Washington Department of Natural Resources



WASHINGTON STATE DEPARTMENT OF
Natural Resources

2015 Fires	Number of Fires	Acres Burned
Lightning	5	1,615.15
Human	14	9045.7
Totals	19	10,660.85

Southeast Region - Washington DNR Snake River Unit 2015 Large Incidents

Incidents	Ignition Date	Acres	Cause
Ayers Gulch	7/1	399	Human
Blue Creek	7/20	5,952	Human
Rye Ridge	8/12	580	Lightning
Butte Creek	8/14	1,034	Lightning
Tucannon	8/29	2630	Human
Confluence	10/2	47	Human

Umatilla Bureau of Indian Affairs



2015 Fires	Number of Fires	Acres Burned
Lightning	1	129
Human	8	156.7
Totals	9	285.7

Confederated Tribes of the Umatilla Indian Reservation - BIA Incidents

Incident	Ignition Date	Acres	Cause
Ross	6/28	129	Lightning
John Lee Road	7/8	75	Human
Lloyd	7/10	1	Human
Mailbox	7/19	.1	Human
TCl	7/22	10	Human
Ditch	7/26	.1	Human
Inc. 796	8/3	1.5	Human
Homly	8/22	4	Human
Rock	8/24	65	Human

2015 BMIFC Annual Report



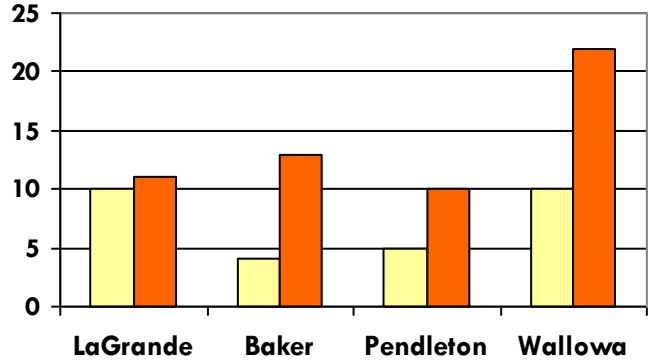

Oregon Department of Forestry

This was a record year at 53,780 acres burned.
 86% of all incidents were 10 acres or less.
 1PT/1HP supported 20 incidents.
 T-804 and T-822 flew on 42 incidents.

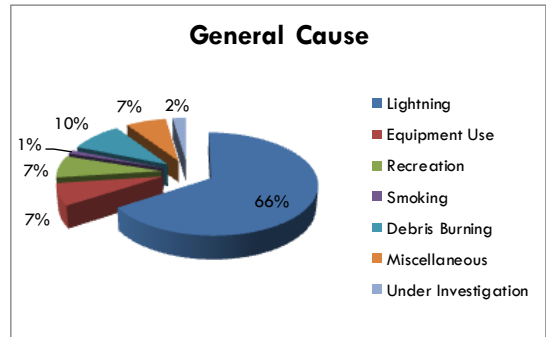
Significant or Large Incidents

Fire	Acres	Fire	Acres
Windy Ridge	19,968	Phillips Creek	382
Cornet	19,113	Table Rock	218
Grizzly	10,184	Rock	166
Eldorado	2,332	Falls Creek	80
Rye	763	Dry Gulch	37
Eagle	463	Merritt Lane	35

Fires by Cause



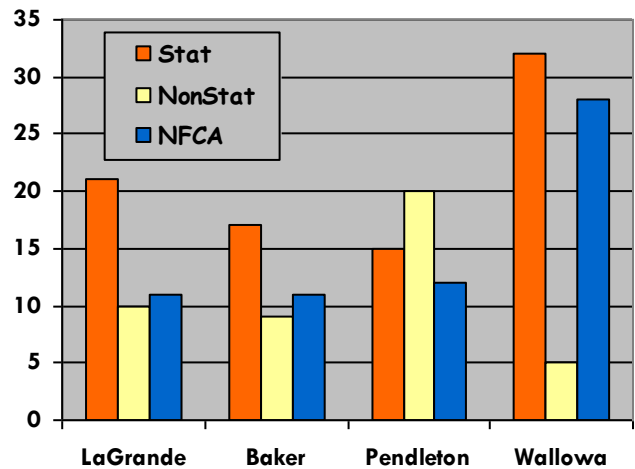
General Cause



Ten Year Average

Year	# Of Fires	Acreage
2015	85	53,780
2014	106	1,038
2013	106	315
2012	46	4,076
2011	65	909
2010	67	145
2009	79	672
2008	69	683
2007	113	10,127
2006	85	3,311
Average	82	7,506

Category

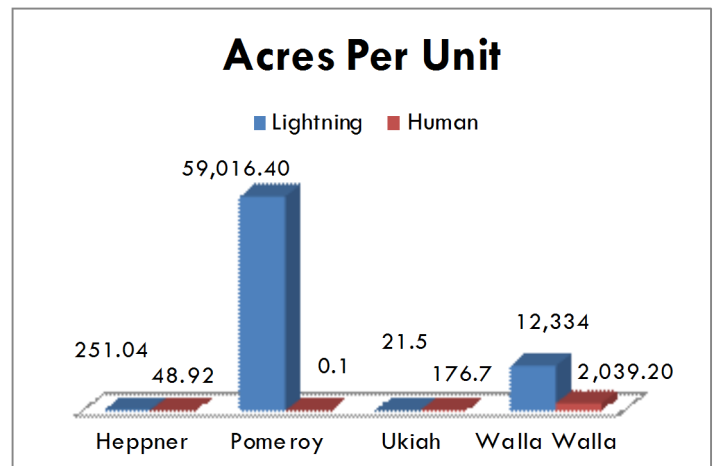
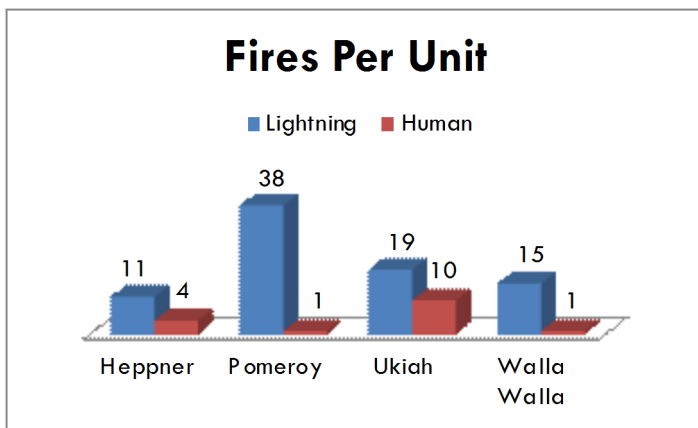


2015 BMIFC Annual Report

Umatilla National Forest

Unit	Fires	Acres
Heppner	15	299.96
Pomeroy	39	59,016.5
Ukiah	29	198.2
Walla Walla	16	14,373.2
TOTAL	99	73,887.86

- The forest assembled 4 Type II IA crews.
 - UMF-NWR A** - UPF Misc ABC/Bunker Hill/West Fork
 - UMF-NWR B** - COF Misc ABC/Blue Creek
 - UMF-NWR C** - Phillips Creek/Grizzly Bear Complex
 - UMF-NWR D** - Grizzly Bear Complex
- Umatilla Vet Crew (Fuels/Type II IA)
 - Blue Creek**
 - Phillips Creek**
 - Turner Basin**
 - Grizzly Bear Complex**
- Significant or large incidents
 - Phillips Creek (8/1)**
 - Table Rock Complex (8/10)**
 - Grizzly Bear Complex (8/13)**
 - Turner Basin (8/16)**
 - Johnson (8/17)**



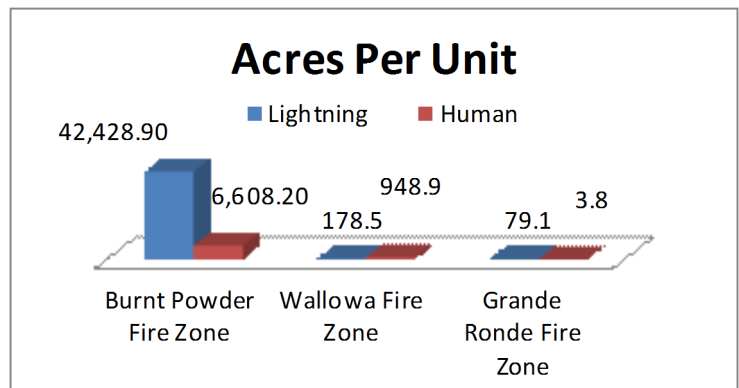
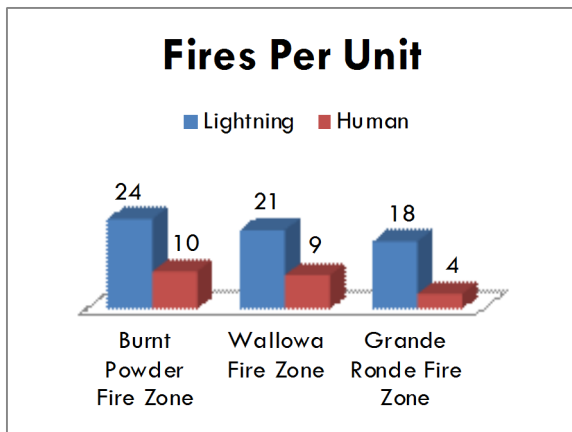
Year	Number of Lightning Starts	Lightning Acres	Number of Human Starts	Human Acres	Total Number of Starts	Total Number Of Acres
2006	121	53,214	19	7	140	53,221
2007	100	27,594	26	926	126	28,520
2008	77	154	20	104	97	258
2009	51	14,024	12	10	63	14,034
2010	32	19	12	8	44	27
2011	61	114	8	73	69	187
2012	36	8	11	8	47	16
2013	94	1,429	10	13	104	1,442
2014	75	7,231	7	1	82	7,232
2015	83	71,623	16	2,265	99	73,888
10 yr. avg.	73	17,541	14	342	87	17,883

2015 BMIFC Annual Report

Wallowa-Whitman National Forest

Unit	Fires	Acres
Burnt Powder Fire Zone	34	49,037.1
Wallowa Fire Zone	30	1,127.4
Grande Ronde Zone	22	82.9
TOTAL	86	50,247.4

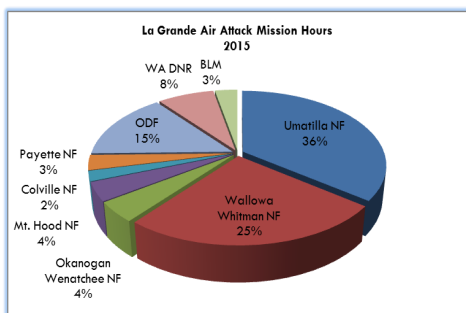
The Forest assembled 5 Type II IA Crews.
WW#1 - Bunker Hill/UPF Misc ABC
WW#2 - Blue Creek
WW#3 - Collusion/Sage Creek/Eagle
WW#4 - Falls Creek/Eagle
WW#5 - Wolverine
 La Grande IHC - **8 assignments**
 Union IHC - **7 assignments**
 Significant or large incidents:
Dennis Creek (7/1)
Cornet/Windy Ridge (8/10)
Eagle (8/11)
Dry Gulch (9/12)
Falls Creek (8/22)
Eldorado (8/14)



Year	Number of Lightning Starts	Lightning Acres	Number of Human Starts	Human Acres	Total Number of Starts	Total Number Of Acres
2006	127	37,496	20	110	147	37,606
2007	100	137,274	16	29	116	137,303
2008	48	465	33	29	81	493
2009	53	3,743	32	16	85	3,759
2010	92	257	19	4	111	261
2011	61	836	20	8397	81	9233
2012	42	70,678	40	60	82	70,738
2013	124	860	16	69	140	929
2014	99	55,575	15	339	114	55,914
2015	63	42,687	23	7,561	86	50,248
10 yr. avg.	81	35,005	23	1,661	104	36,648

Aviation

La Grande Exclusive Use ATGS



La Grande Air Attack had an active season supporting R6, BMIDC's footprint and neighbors.

Total Hours Flown: 234 / Total Mission Legs: 76

Larry Aragon in his 9th year successfully led Michelle Moore, Glen Phillips and Mike McDonnell on air attack training assignments. 22N supervised 620 flight hours of helicopters and 580 flight hours of retardant planes.

Type 1 Helicopter

In May, 2CH (The National Type 1 Exclusive-Use helicopter hosted by the WWF) managed by Sled Spring's personnel started at the La Grande Base. 2CH spent the last few days in July and the first part of August in Central Oregon. Then for the rest of August the ship supported Blue Mountain's footprint. In September and October 2CH spent time in Oregon, Washington and Idaho supporting large fires.



Number of large fires: 42
Total Flight Hours: 329.2
Total Days on Contract: 180

Number of Initial Attacks: 23
Total Gallons of Water Dropped: 3,883,412
Total Pounds of External Cargo: 923,700

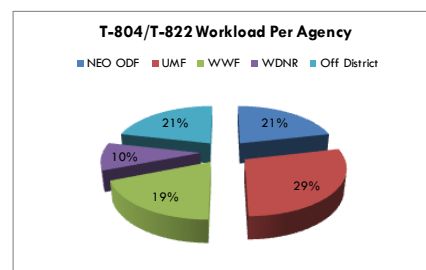
Type II Helicopter (Limited)

N121PT (Bell UH1H), funded by ODF, response started in late June supporting incidents under BMIDC footprint. In late July 1PT had an accident on Blue Creek, the aircraft was a loss but the pilot walked away. N301HP (Bell UH1H) replaced 1PT for the rest of the season and continued supporting our local incidents till the end of September.

Agency	# of Incidents Supported
NEO ODF	6
WWF	4
UMF	8
WDNR	2

T-804 and T-822

T-804 and T-822 are funded by ODF. Both SEATs operate within BMIDC's footprint. The SEATs were very active all summer. Gary Riedmiller was hired as the SEAT Manager. This is Gary's third season at the tanker base.



Sled Springs Rappel Base



Sled Springs hosted helicopter N689H (Bell 205 A1++) again for the 2015 season on a 120-day contract and post-season extension of 18 days. The 17 person rappel crew started the season off on an assignment to Central Oregon then to the Malheur NF. The aircraft and crew were on assignments in Washington from the middle of July through the middle of September. They finished their season supporting extended attack on forest.

Total number of Initial Attacks: 60
Number of Operational Rappels: 79
Number of 2 Person Fire Rappels: 5
Number of 3-4 Person Fire Rappels: 11
Number of 5+ Person Fire Rappels: 2
Number of Cargo Letdowns: 42
Total Pounds of Internal/External Cargo: 17,400 / 30,557
Total Flight Hours: 219.4
Total Gallons of water dropped: 228,074
Total Contract Cost: \$1,417,681.80
Total Number of Passengers Transported: 309
Number of Spotters Provided to other Bases: 1
Number of Rappel Boosters Received from other Bases: 18

Blue Mountain Rappel Base

Blue Mountain hosted N669H (a Bell 205 A1++) on a 120 day contract and post-season extension of 22 days. In late June the aircraft and crew went to the Willamette for an off forest assignment. Blue Mountain supported all agencies within Blue Mountain's footprint with initial and extended attack. The crew consisted of 19 personnel.

Total Number of Initial Attacks: 42
Number of Operational Rappels: 64
Number of 2 Person Fire Rappels: 12
Number of 3-4 Person Fire Rappels: 15
Number of 5+ Person Fire Rappels: 2
Number of Cargo Letdowns: 36
Total Pounds of Internal/External Cargo: 44,667 / 48,375
Total Flight Hours: 246.2
Total Gallons of Water Dropped: 186,570
Total Contract Cost: \$1,482,805.21
Total Number of Passengers Transported: 537
Number of Rappel Boosters Provided to other Bases: 0
Number of Rappel Boosters Received from other Bases: 2



Interagency Hotshot Crews



LA GRANDE HOTSHOTS



La Grande Hotshots started the season with an assignment to the Payette in early June. Then the crew came back to support local fires. In late June it was off to Southern and Central Oregon supporting Bessie, Sugar Loaf, Corner Creek, West Fork, Fish Mountain and National Creek Complex till the middle of August. Then it was up to Washington for the Okanogan Complex, Tunk Block and North Star. Then the crew was back under Blue Mountain's footprint for support of our local large fires.

Total days crew was assembled?	154
Start Date	5/18/15
End Date	10/17/15
Total number of days assigned to incidents? (Includes travel)	100
How many days were in official travel status?	14
How many 14 day tours were completed during total number of days assigned?	6
Number of days on project work while assigned? (list specific type: e.g.. Trails, fuels etc.)	0
Total number of days off?	13
Days off in pay status?	9
Days off in non- pay status?	4
Number of days in training?	14



Union Hotshots



Union Hotshots spent their season supporting large fires in Oregon and Washington. Their season started with supporting local fires on the Wallowa Whitman NF in early June. From there the crew was heading to Southern and Central Oregon for the Bessie, Corner Creek and Stouts Creek incidents. In August the crew spent most of the time in Washington on the Carpenter Creek, North Star and Tunk Block incidents. The crew finished the season back home supporting the Eagle incident.

Total days crew was assembled?	142
Start Date	5/18/15
End Date	10/7/15
Total number of days assigned to incidents? (Includes travel)	86
How many days were in official travel status?	11
How many 14 day tours were completed during total number of days assigned?	4
Number of days on project work while assigned? (list specific type: e.g.. Trails, fuels etc.)	0
Total number of days off?	18
Days off in pay status?	11
Days off in non- pay status?	7
Number of days in training?	23