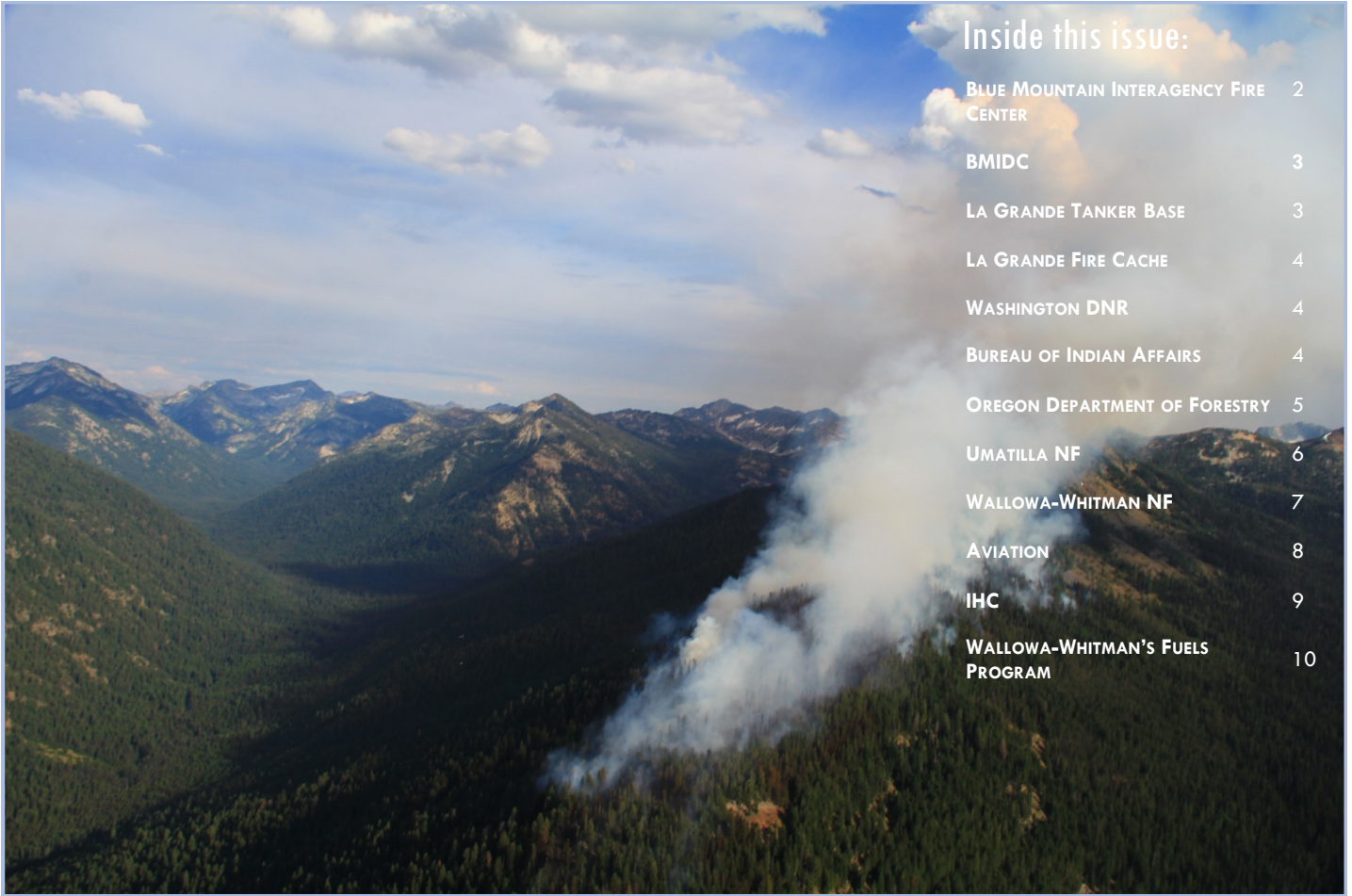


# 2014 BMIFC Annual Report



## Inside this issue:

BLUE MOUNTAIN INTERAGENCY FIRE CENTER	2
BMIDC	3
LA GRANDE TANKER BASE	3
LA GRANDE FIRE CACHE	4
WASHINGTON DNR	4
BUREAU OF INDIAN AFFAIRS	4
OREGON DEPARTMENT OF FORESTRY	5
UMATILLA NF	6
WALLOWA-WHITMAN NF	7
AVIATION	8
IHC	9
WALLOWA-WHITMAN'S FUELS PROGRAM	10

**China Cap Incident**

UMATILLA NATIONAL FOREST  
WALLOWA-WHITMAN NATIONAL FOREST  
UMATILLA BUREAU OF INDIAN AFFAIRS  
OREGON DEPARTMENT OF FORESTRY  
SOUTHEAST REGION WASHINGTON DNR



### Blue Mountain Interagency Fire Center

The 2014 Fire Season was extremely busy for all agencies within the Pacific Northwest.

Once again the season started early for the La Grande Regional Fire Cache. It started in May with annual updates and preparation for fire support. We enjoyed the returners and welcomed the new staff. Along with Cheri and Mick the crew issued \$5,447,816 of supplies to incidents this season. Almost 31,649 miles were driven this year, accident free.

The La Grande Air Tanker Base opened for fire support on June 10<sup>th</sup>. ODF contracted two SEATs (T-822 and T-825) this season. This is the second year of the ODF SEAT program. The first five loads of retardant left on July 14<sup>th</sup> to support the Pittsburg Incident on the Wallowa Whitman. Three hundred and three (174 SEATs and 129 heavy air tanker loads) missions were flown from the Tanker Base supporting incidents with 431,571 gallons of retardant. This is the 22<sup>nd</sup> season without an accident.

The 2014 Fire season was the most active for us here at BMIDC since the center was created. The Wallowa Whitman hosted the East Type III team four times this year; Hurricane Creek/Cougar (ICT3-Crippen, ICT3(T)-Stinchfield), Mt. Ireland Complex (ICT3-Lewis, ICT3(T)-Lyman), Badger Butte 2 (ICT3-Romero, ICT3(T)-Stinchfield) and West Fork (ICT3-Wagner, ICT3(T)-Lyman). The forest also had four Type II Teams; Pittsburg, 5 Mile, Somers and Freezeout Ridge. The Wallowa Whitman brought in a Long Term Assessment Team (LTAT) to assist with China Cap and Katy Mountain.

The Umatilla hosted a Type II Team for the Sunflower Incident on the Heppner District. This incident burned 6,848 acres. It started on July 14<sup>th</sup>. The Heppner District is dispatched by John Day Dispatch Center.

NEO ODF responded to an above average number of STAT fires but were able to keep

the acres burned well below half of the ten year average. Along with Type II Limited Helicopter 1PT, ODF also placed two SEATs, T-822 and T-825, at La Grande Tanker Base as available resources. This was again a huge success for all the agencies within the BMIDC footprint. Our NEO ODF area resources assisted around the state with engines and overhead due to the extreme fire activity across the state.

BMIDC assisted WDNR with North Fork Touchet, Deep Canyon, Deer Creek, Mill Creek II all on August 11<sup>th</sup>, plus initial attack throughout the summer.

BIA-Umatilla responded to many mutual aid incidents. BIA had eight fires, all of them being human caused.

The success of our center is due largely to the staff. Jerry Garrett had a great first season as our Assistant Center Manager after Billie Hopkins moved on as our Tri-Forest Incident Business Management Specialist. Josh Hewitt as Floor Leader for Initial Attack had a great crew of dispatchers; Amanda Johnson, Chris Wagner, Hunter Petrucci, Charlie Quinn and Kenrick Neustel. Caleb Poor from the La Grande Ranger District also helped on the radio due to an injury that kept him out of the field. Towards the end of the season Amanda Johnson was promoted to a Floor Leader in IA. Congratulations to Amanda and Jerry. Intel Dispatcher, Elena Baird was busy keeping everyone up to date with incident information and current conditions. Our Logistics section consisted of Cinda Fratzke, Nancy Johnson, Emily Kausler +1, Darci Drinkwater and Amber Fiorito. Even though Becky Jones retired last year she was already back in Expanded. Cindy Tencick and Bruce Babb also came in as Expanded Supervisors. Along with these three supervisors and great crew, expanded supported Hurricane Creek,

Cougar, Pittsburg, Mt. Ireland Complex, Badger Butte 2, 5 Mile, Somers, Freezeout Ridge and West Fork. With all the fire activity, we had the need to bring in three dispatchers on assignment; Julie Vorachek and Lindsey Kolb from Alaska and Meghan Fluharty from Wyoming. Kara Mahon came in and helped throughout the summer as well. It was great to have her experience back in the office. We wanted to say thank you to all the new dispatchers and also to our core group for a successful season.

The 2014 fire season provided us the opportunity to continue building relationships with our fire managers, ground forces and neighboring dispatch offices. Once again we owe a special Thank You to Grangeville and McCall for all the aviation support throughout the season! McCall also helped the Wallowa Whitman support Freezeout Ridge.

As the tracking of all personnel becomes a priority and technology provides us new ways of doing business BMIDC is committed to ensuring everyone makes it home. We are appreciative of the support from the BMIDC Ops group, Board of Directors, Line Officers and the radio group. Thank you for supporting our mission and being there when we needed you!

We are looking forward to providing our customers excellent service in 2015 with your safety being our mission.

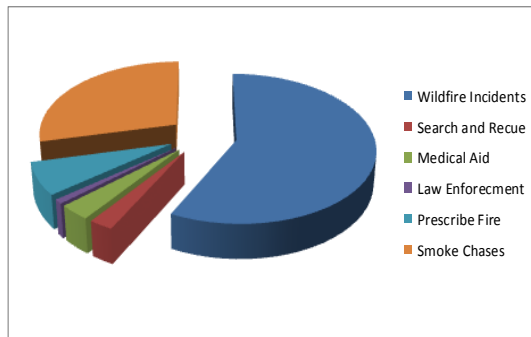


# 2014 BMIFC Annual Report

## Blue Mountain Interagency Dispatch Center

### Initial Attack

Wildfire Incidents: 365  
 Search and Rescue: 16  
 Medical Aid: 21  
 Law Enforcement: 6  
 Prescribed Fire: 45  
 Smoke Chases: 183



Admin Tracking: 4984 signed out  
 Night Shifts: 38 shifts

### Expanded

July 15th - September 19th

Incident	Date	Incident	Date
Pittsburg	7/14	Somers	8/4
Hurricane Creek	7/14	Badger Butte 2	8/10
Cougar	7/17	Freezeout Ridge	9/5
5 Mile	8/3	West Fork	9/8
Mt. Ireland Complex	8/3		

### Logistics



ROSS Incidents Created: 146

Union IHC: 8 assignments

La Grande IHC: 9 assignments

Type II IA Crews: WWNF - 4 and UMF - 3

NEO Taskforce: 2 assignments

East Type 3 Team: 4 assignments

Oregon Team 4: Buzzard Complex, Murderers South and Deception Complex (8/19 and 9/11)

## La Grande Air Tanker Base

Cost to Incident	
Retardant Cost	\$763,562
Flight Time Cost	\$692,016
Landing Fees	\$13,943
<b>Total Cost</b>	<b>\$1,469,521</b>

The base opened for fire support on June 10th. The first five loads of retardant left on July 14th to support the Pittsburg Incident on the Wallowa Whitman. The most activity occurred on August 4th with fourteen heavy air tanker and twenty-nine SEAT loads delivering 49,590 gallons of retardant. The last load for the season came on September 18th, with T822 and T825 supporting an incident on John Day ODF. 301 missions were flown from La Grande Air Tanker Base. The base supported 53 fires with retardant, 174 SEAT loads and 129 heavy air tanker loads. The final cost to incidents was \$1,469,521. The Tanker Base pumped a total of 431,571 gallons of retardant in 2014. This is a force-account base so there are no retardant contract costs. This is the 22nd season without an accident or incident with Heavy Air Tankers, SEAT or Lead Planes.

Agency	Gallons
FS-R6	126,009
FS-Other	10,545
BLM	94,187
ODF	115,943
DNR	8,457
Other	76,430
<b>Total</b>	<b>431,571</b>

This year's tanker base crew: Russell Hurst (Tanker Base Manager), Craig Droke (Assistant Tanker Base Manager), Gary Riedmiller (SEATs Manager), Carter Wells (Ramp Manager), BrieEnna Bunkers (Aircraft Timekeeper/Radio Operator), Silas Turner (Loader/Parking Tender) and Ali Anderson (Parking Tender).

# 2014 BMIFC Annual Report

## La Grande Fire Cache

The 2014 season at the La Grande Fire Cache got its kick start in May. Annual kit updates and preparation to support Fire School were the primary focus of the crew.

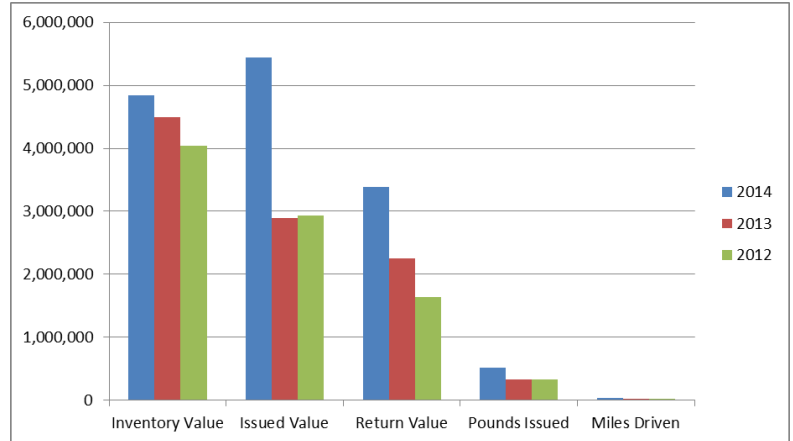
We welcomed our returning ADs: David Reilly, Dayton Sibley, Mike Eckrich, Jake Evers and Vince Novotny; along with our new AD hires: Maddie Martens, Austin Ritchie, Jacob Wagoner, Alexandra Sutherland, Johnny Kennon, Callahan Anderes and Ray Tubbs.

The La Grande Fire Cache also hosted 4 additional detailers: Retired Cache Managers; Jim Trowbridge and Gabe Jasso from the Okanogan/Wenatchee National Forest, Susan Price from the Prescott National Forest and Nancy Garcia from the Sam Houston National Forest.

The La Grande Fire Cache supported 2 type II, and 5 type III incidents on the Wallowa Whitman National Forest, one type I and 2 type II incidents on the Malheur National Forest, and one type II on the Umatilla National Forest. In addition, resource requests for small initial attack incidents from the Wallowa Whitman, Malheur, and Umatilla National Forests as well as the Oregon Department of Forestry kept the crew busy.

Cache personnel also assisted with the Region 6 Rappel Academy, Fire School 2014, as well Oregon Department of Forestry, local BIA and BLM unit needs.

The dollar amount issued out to fires for this 2014 fire season was \$5,447,816. Total dollar amount returned from incidents was \$3,386,216. Total miles driven this year, accident free, in support of incidents was 31,649. The inventory value amount for 2014 totaled \$4,846,736.



## Washington Department of Natural Resources



WASHINGTON STATE DEPARTMENT OF  
**Natural Resources**

### Southeast Region – Washington DNR

#### Large Incidents

South Touchet/228 ac	Deer Creek/20 ac
Deep Canyon/132 ac	Inc. 1310/16 ac
Mill Creek II/100 ac	Inc. 096/11 ac
Inc. 875/45 ac	Petty John/7 ac

2014 Fires	Number of Fires	Acres Burned
Lightning	14	208.19
Human	7	256.21
<b>Totals</b>	<b>21</b>	<b>464.4</b>

## Umatilla Bureau of Indian Affairs



2014 Fires	Number of Fires	Acres Burned
Lightning	0	0
Human	8	1060.2
<b>Totals</b>	<b>8</b>	<b>1060.2</b>

### Confederated Tribes of the Umatilla Indian Reservation - BIA

#### Incidents

St. Andrews	Thorn Hollow
Cayuse	Short Easy
Arrowhead	Elizabethan
Johnley Road	Mile Post 15

# 2014 BMIFC Annual Report

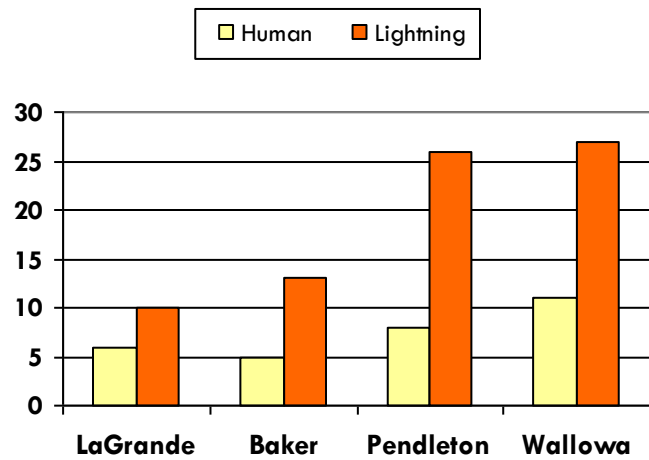


## Oregon Department of Forestry

- NEO ODF sent eight engines off district; Two Bulls, Bryant, Yellow Point, Waterman Complex and Gold Hill incidents.
- 25 Overhead Off District orders were processed. Resources were assigned to Two Bulls, Bryant, Owens Fire, Lost Hub Cab and Yellow Point.
- Aircraft: 1PT supported 21 incidents, T-822 and T-825 flew on 35 incidents.

Fire	Acres
5 Mile	389
Mt. Harris 14	162
Somers	120
Gulch	44.9
Eden	42

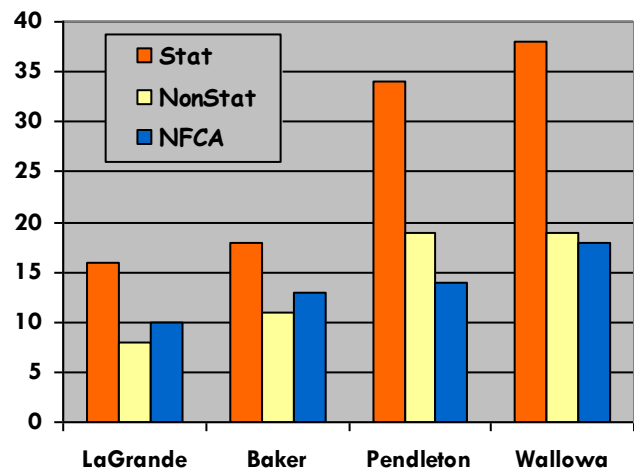
Fires by Cause



Ten Year Average

Year	# Of Fires	Acreage
2014	106	1,038
2013	106	315
2012	46	4,076
2011	65	909
2010	67	145
2009	79	672
2008	69	683
2007	113	10,127
2006	85	3,311
2005	69	2,057
<b>Average</b>	<b>81</b>	<b>2,333</b>

Category



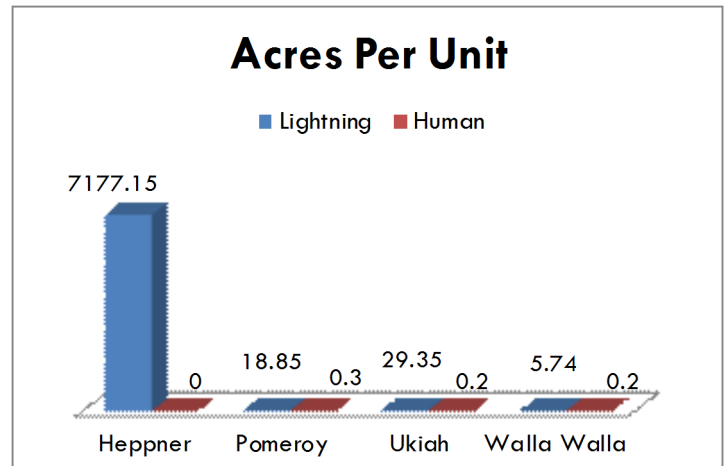
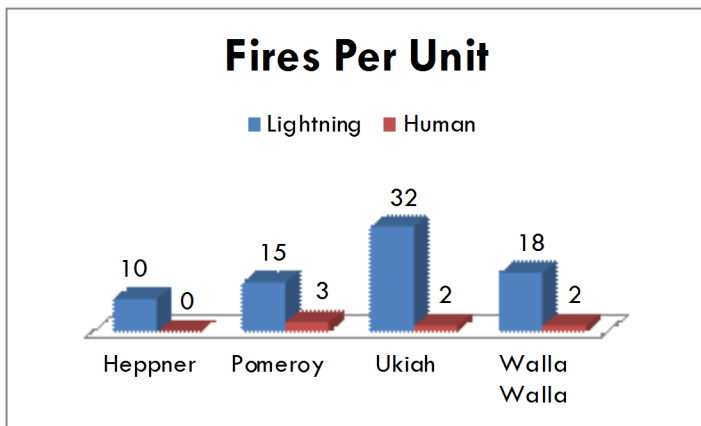


# 2014 BMIFC Annual Report

## Umatilla National Forest

Unit	Fires	Acres
Heppner	10	7177.15
Pomeroy	18	19.15
Ukiah	34	29.55
Walla Walla	20	5.94
<b>TOTAL</b>	<b>82</b>	<b>7,231.79</b>

- The forest assembled 3 Type II IA crews.
  - UMF- NWR A** - Mills Canyon and Chiwaukum Creek Complex
  - UMF-NWR B** - Toroda Mountain and OWF Misc. ABC
  - UMF-NWR C** - Murderers Creek South
- Umatilla Vet Crew (Fuels/Type 2 IA)
  - CRWB - Brett Johnson
  - CRWB(T) - Matt Weseman
  - Squad Boss—Hiram Rooper
  - Assignments - Carlton Complex and Devils Elbow Complex
- Heppner District hosted a Type II Team on the Sunflower Incident. This incident started on 7/14 and burned 6,848 acres. (Dispatched through John Day).



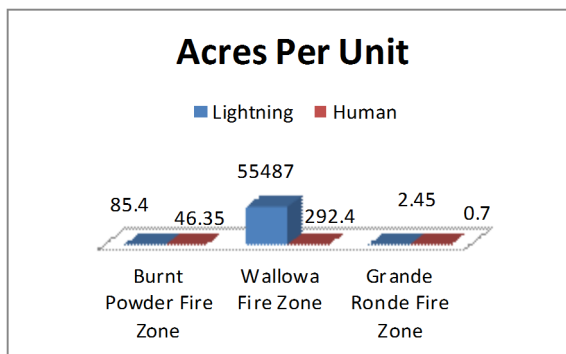
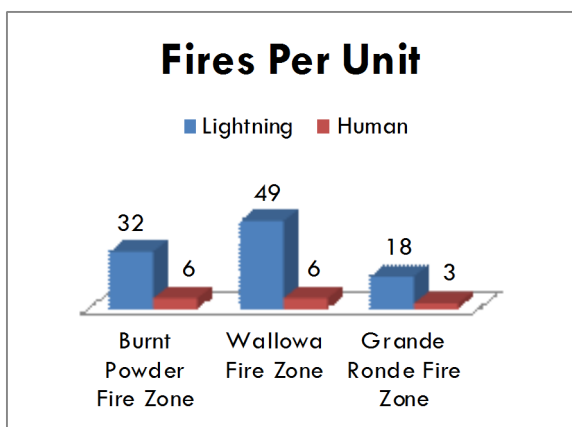
Year	Number of Lightning Starts	Lightning Acres	Number of Human Starts	Human Acres	Total Number of Starts	Total Number Of Acres
2005	16	102	24	29,036	40	29,138
2006	121	53,214	19	7	140	53,221
2007	100	27,594	26	926	126	28,520
2008	77	154	20	104	97	258
2009	51	14,024	12	10	63	14,034
2010	32	19	12	8	44	27
2011	61	114	8	73	69	187
2012	36	8	11	8	47	16
2013	94	1,429	10	13	104	1,442
2014	75	7,231	7	1	82	7,232
<b>10 yr. avg.</b>	<b>66</b>	<b>10,389</b>	<b>15</b>	<b>3,019</b>	<b>81</b>	<b>13,408</b>

# 2014 BMIFC Annual Report

## Wallowa-Whitman National Forest

Unit	Fires	Acres
Burnt Powder Fire Zone	38	131.75
Wallowa Fire Zone	55	55,779.59
Grande Ronde Zone	21	3.15
<b>TOTAL</b>	<b>114</b>	<b>55,914.49</b>

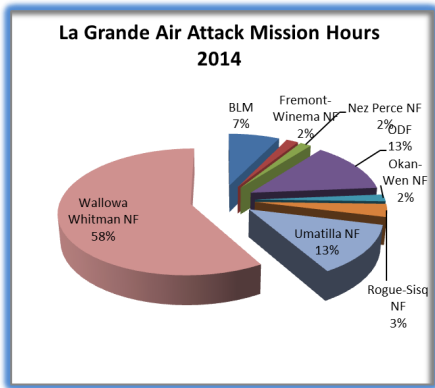
- The Forest assembled 4 Type II IA Crews.
  - WW#1** - Carlton Complex
  - WW#2** - Toroda Mountain, Carlton Complex and Upper Falls
  - WW#3** - Somers
  - WW#4** - Happy Canyon Complex and Bald Hills #3
- The Forest had four Type III Incidents:
  - Hurricane Creek/Cougar:** ICT3-Crippen/ICT3(T) Stinchfield
  - Mt. Ireland Complex:** ICT3-Lewis/ICT3(T)-Lyman
  - Badger Butte 2:** ICT3-Romero/ICT3(T)-Stinchfield
  - West Fork:** ICT3-Wagner/ICT3(T)-Lyman
- The Forest had four Type II Incidents:
  - \*Pittsburg (7/14),
  - \*5 Mile (8/3)
  - \*Somers (8/3)
  - \*Freezeout Ridge (9/5), Payette Dispatch supported this incident.
- The forest brought in a LTAT Team for China Cap and Katy Mountain.



Year	Number of Lightning Starts	Lightning Acres	Number of Human Starts	Human Acres	Total Number of Starts	Total Number Of Acres
2005	88	81,871	13	2,411	101	84,283
2006	127	37,496	20	110	147	37,606
2007	100	137,274	16	29	116	137,303
2008	48	465	33	29	81	493
2009	53	3,743	32	16	85	3,759
2010	92	257	19	4	111	261
2011	61	836	20	8397	81	9233
2012	42	70,678	40	60	82	70,738
2013	124	860	16	69	140	929
2014	99	55,575	15	339	114	55,914
<b>10 yr. avg.</b>	<b>83</b>	<b>38,906</b>	<b>22</b>	<b>1,146</b>	<b>106</b>	<b>40,052</b>

## Aviation

### La Grande Exclusive Use ATGS



La Grande Air Attack had an active season supporting R6, BMIDC's footprint and neighbors. Larry Aragon in his 8th year successfully led Danny Williams, Brandon

**Total Hours Flown: 216 / Total Mission Legs: 82**

Colville, Michelle Moore, Brandon Culley and Mike McDonnell on air attack training assignments. 4TS supervised, 442 hours of Helicopters and 339 hours of Retardant Planes.

### Type II Helicopter (Limited)

N121PT (Bell UH1H), funded by ODF, response started on 7/15 supporting an incident on the Wallowa Whitman then ended their season with an off district incident on The Dalles Unit ODF. Bobby Buckman was the manager of this helicopter throughout the summer.

Agency	# of Incidents Supported
NEO ODF	8
WWF	7
UMF	3
WDNR	1
Off District	2

### Sled Springs Rappel Base



Sled Springs hosted helicopter N689H (Bell 205 A1++) again for the 2014 season on a 120-day contract and post-season extension of 16 days. The 17 person rappel crew were the primary response

force to Eagle Cap and HCNRA wilderness fires on the Wallowa-Whitman NF; initial and extended attack were also provided for the Umatilla NF and NEO ODF. The ship and crew went off forest in late July to support the Willamette.

- Total number of Initial Attacks: 57
- Number of Operational Rappels: 95
- Number of 2 Person Fire Rappels: 20
- Number of 3-4 Person Fire Rappels: 7
- Number of 5+ Person Fire Rappels: 5
- Number of Cargo Letdowns: 56
- Total Pounds of Internal/External Cargo: 23,630 / 47,016
- Total Flight Hours: 213.7
- Total Gallons of water dropped: 200,804
- Total Contract Cost: \$1,330,933.56
- Total Number of Passengers Transported: 534
- Number of Rappel Booster Days: 14
- Number of Rappel Boosters Received from other Bases: 0

### Exclusive Use Helicopter

In May, 8CH (The National Type 1 Exclusive-Use helicopter hosted by the WWF) managed by Sled Spring's personnel started at the La Grande Base. 8CH spent the months of May and June in New Mexico and Arizona. In July and August the helicopter supported fires in Idaho, Oregon and Washington; Pagari, Colorado Gulch, Mills Canyon, Chiwaukum Creek Complex and Deception Complex. The helicopter went for fire support to California in September and October.

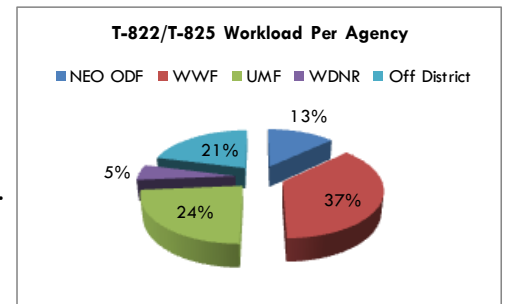


Number of large fires: 43  
Total Flight Hours: 404.4  
Total Days on Contract: 180

Number of days on extend attack: 102  
Total Gallons of Water Dropped: 4,159,086  
Total Pounds of External Cargo: 10,247,755

### T-822 and T-825

T-822 and T-825 are funded by ODF. They operate under BMIDC's footprint. The SEATs were very active all summer but their busiest days were July 14th and August 12th. Gary Riedmiller was the SEAT Manager for the second year.



### Blue Mountain Rappel Base

Blue Mountain hosted N669H (a Bell 205 A1++) on a 110 day contract and post-season extension of 10 days. Off forest assignments included Mills Canyon, Umpqua Misc. ABC and South Steens Complex. Blue Mountain supported all agencies within Blue Mountain's foot print with initial and extended attack. The crew consisted of 19 personnel.




- Total Number of Initial Attacks: 33
- Number of Operational Rappels: 78
- Number of 2 Person Fire Rappels: 11
- Number of 3-4 Person Fire Rappels: 14
- Number of 5+ Person Fire Rappels: 6
- Number of Cargo Letdowns: 38
- Total Pounds of Internal/External Cargo: 52,600 / 16,260
- Total Flight Hours: 157
- Total Gallons of Water Dropped: 87,560
- Total Contract Cost: \$1,181,872.46
- Total Number of Passengers Transported: 622
- Number of Rappel Boosters Provided to other Bases: 28
- Number of Rappel Boosters Received from other Bases: 8



# 2014 BMIFC Annual Report

## Interagency Hotshot Crews



# LA GRANDE HOTSHOTS



La Grande Hotshots started the season helping Vale BLM with Gold Hill. Then the crew went to Burns for the Cliff Fire. For the rest of July and the first part of August the crew supported large fires in Washington; Mills Canyon, Chiwaukum Creek Complex, Carlton Complex and Bugg Road. The remainder of the season was spent in Oregon; starting with the Deception Complex, then Onion Mountain, Scoggins Creek Fire and 36 Pit. La Grande IHC closed the season with a quick response to the local Mt. Harris 14 incident.

Total days crew was assembled?	132
Start Date	5/19/14
End Date	10/10/14
Total number of days assigned to incidents? (Includes travel)	80
How many days were in official travel status?	7
How many 14 day tours were completed during total number of days assigned?	5
Number of days on project work while assigned? (list specific type: e.g.. Trails, fuels etc.)	0
Total number of days off?	19
Days off in pay status?	8
Days off in non- pay status?	11
Number of days in training?	15
Total miles driven? (Total of all vehicles)	36,000



# Union Hotshots



Union Hotshots began the season with a short assignment to help Vale BLM. Then it was off to Washington for the months of July and August to assist with their large fires; Silver Creek II, Rock Hill, Mills Canyon, Little Bridge Creek and Chiwaukum Creek Complex. Towards the end of August the crew made it back to Oregon to the Deception Complex and 790 Fire. The crew stayed local for a short time and helped out on our Freezeout Ridge incident. September took the crew to South Steens Complex and 36 Pit.

Total days crew was assembled?	153
Start Date	5/19/14
End Date	10/14/14
Total number of days assigned to incidents? (Includes travel)	81
How many days were in official travel status?	9
How many 14 day tours were completed during total number of days assigned?	6
Number of days on project work while assigned? (list specific type: e.g.. Trails, fuels etc.)	0
Total number of days off?	23
Days off in pay status?	2
Days off in non- pay status?	21
Number of days in training?	25
Total miles driven? (Total of all vehicles)	36,787

## Wallowa Whitman NF Fuels

### Integrated Fuels Program

The Wallowa-Whitman national forest accomplished 32,024 acres of hazardous fuels reduction treatments in fiscal year 2014. The forest continues to work closely with neighboring forests, state and federal agencies, and private partners using a variety of tools to accomplish targets. Fuels treatments include wildfire meeting desired conditions, prescribed fire, hand and grapple piling, mastication, biomass removal, commercial and non-commercial thinning.

Priorities in 2014 include the implementation of the Cohesive Wildfire Strategy, integrated veg/fuels/ wildlife/and range projects, smoke management, and biomass removal. The forest applied for and was awarded funding for the East Face of the Elkhorns Project one of 13 national Joint Chief Projects. The project involves the NRCS, ODF, ODFW, and the BLM and will meet the intent of the CWS All Hand All Lands concept treating over 25,000 acres of both federal and private lands.

#### **Prescribed Fire**

The 2013 fall burn window came late due to dry fuels conditions and a longer than usual fire season. The forest was able to take advantage of both seasons to complete over 9,700



Bald Sisters Fuels Break



Rooster/Sundry Project

acres of pile and underburning. Burning was completed using ODF, BLM, and contract resources. Acres burned reduced fuel loadings, improved wildlife habitat, increase forage production, and managed understory stocking.

The Wallowa-Whitman also managed 12,907 acres of wildfire which resulted in moving landscapes toward desired conditions. The acres included only those fires

which were declared out prior to the end of the fiscal year. These fires included the Five Mile Fire and the Pittsburg fire.

The forest fuels program also accomplished 7,235 Acres of timber sale activity slash treatment using BD funding. Treatments included landing pile burning, jackpot burning, and hand line construction.

Treatment	Wildland Urban Interface	Non-WUI	Total Acres
RX Fire	1611	6334	<b>7,945</b>
Mechanical Treatments	1849	7463	<b>9,312</b>
Pile RX	168	1614	<b>1,782</b>
Fire with Resource Benefit			<b>12,907</b>
<b>Total Acres</b>	<b>3628</b>	<b>15,411</b>	<b>31,946</b>